

Product datasheet for **TA365987S**

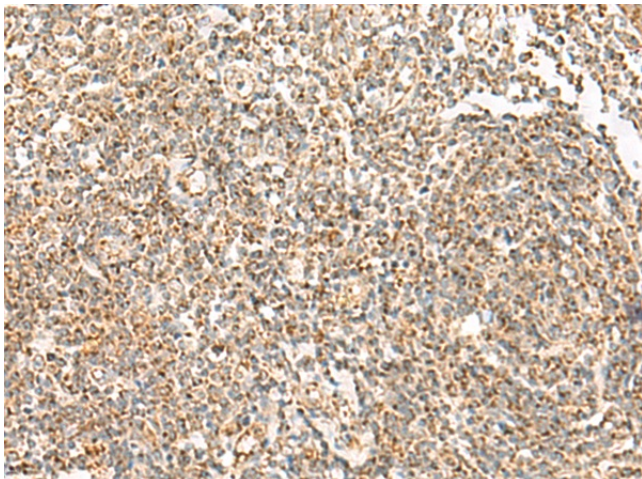
ORC4L (ORC4) Rabbit Polyclonal Antibody

Product data:

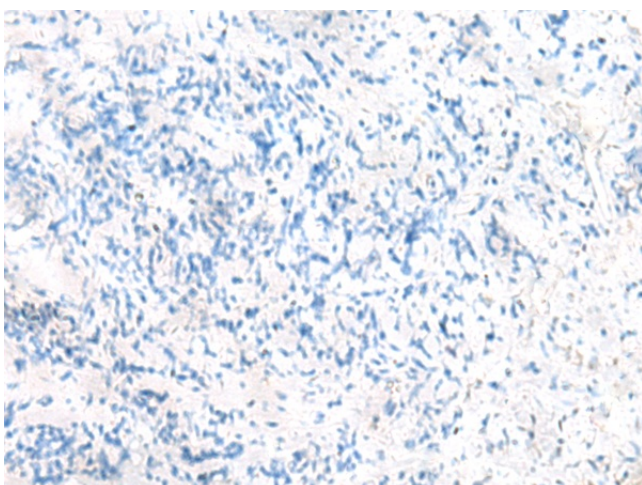
Product Type:	Primary Antibodies
Applications:	IHC
Recommended Dilution:	IHC: 40-200 Positive control: Human tonsil Predicted cell location: Nucleus and Cytoplasm
Reactivity:	Human, Mouse, Rat
Host:	Rabbit
Isotype:	IgG
Clonality:	Polyclonal
Immunogen:	Fusion protein of human ORC4
Formulation:	pH7.4 PBS, 0.05% NaN ₃ , 40% Glycerol
Purification:	Antigen affinity purification
Conjugation:	Unconjugated
Storage:	Store at -20°C.
Stability:	1 year
Gene Name:	origin recognition complex subunit 4
Database Link:	Entrez Gene 5000 Human O43929
Background:	The origin recognition complex (ORC) is a highly conserved six subunit protein complex essential for the initiation of the DNA replication in eukaryotic cells. Studies in yeast demonstrated that ORC binds specifically to origins of replication and serves as a platform for the assembly of additional initiation factors such as Cdc6 and Mcm proteins. This gene encodes a subunit of the ORC complex. Several alternatively spliced transcript variants, some of which encode the same protein, have been reported for this gene.
Synonyms:	mMmORC4; Orc4l; Orc4P



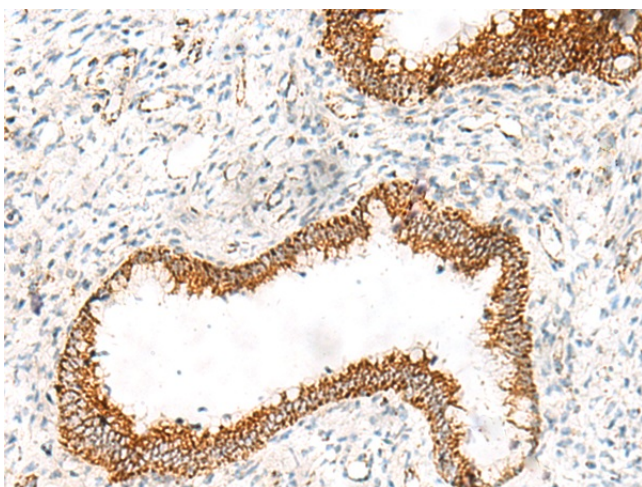
[View online »](#)

Product images:

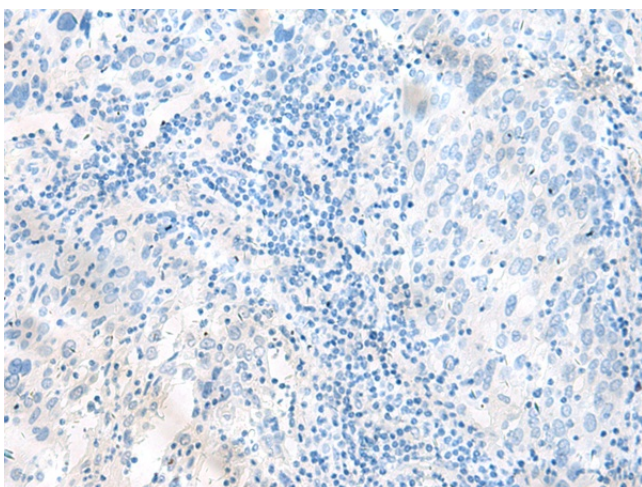
Immunohistochemistry of paraffin-embedded Human tonsil tissue using [TA365987] (ORC4 Antibody) at dilution 1/70 (Original magnification: ×200)



Immunohistochemistry of paraffin-embedded Human tonsil tissue using [TA365987] (ORC4 Antibody) at dilution 1/70, treated with fusion protein. (Original magnification: ×200)



Immunohistochemistry of paraffin-embedded Human cervical cancer tissue using [TA365987] (ORC4 Antibody) at dilution 1/70 (Original magnification: $\times 200$)



Immunohistochemistry of paraffin-embedded Human cervical cancer tissue using [TA365987] (ORC4 Antibody) at dilution 1/70, treated with fusion protein. (Original magnification: $\times 200$)