

## Product datasheet for **TA365894S**

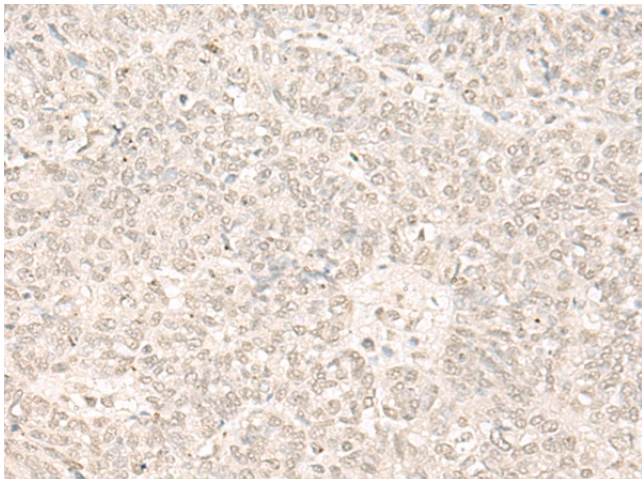
### FTSJ3 Rabbit Polyclonal Antibody

#### Product data:

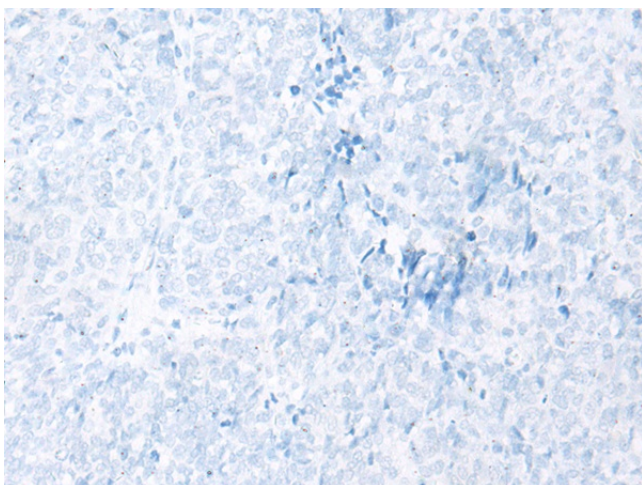
Product Type:	Primary Antibodies
Applications:	IHC
Recommended Dilution:	IHC: 30-150 Positive control: Human ovarian cancer Predicted cell location: Nucleus
Reactivity:	Human, Mouse, Rat
Host:	Rabbit
Isotype:	IgG
Clonality:	Polyclonal
Immunogen:	Fusion protein of human FTSJ3
Formulation:	pH7.4 PBS, 0.05% NaN <sub>3</sub> , 40% Glycerol
Purification:	Antigen affinity purification
Conjugation:	Unconjugated
Storage:	Store at -20°C.
Stability:	1 year
Gene Name:	Ftsj homolog 3
Database Link:	<a href="#">Entrez Gene 117246 Human Q8IY81</a>
Background:	Although the function of this gene is not known, the existence of this gene is supported by mRNA and EST data. A possible function of the encoded protein can be inferred from amino acid sequence similarity to the E.coli Ftsj protein and to a mouse protein possibly involved in embryogenesis.
Synonyms:	EPCS3; FLJ20062



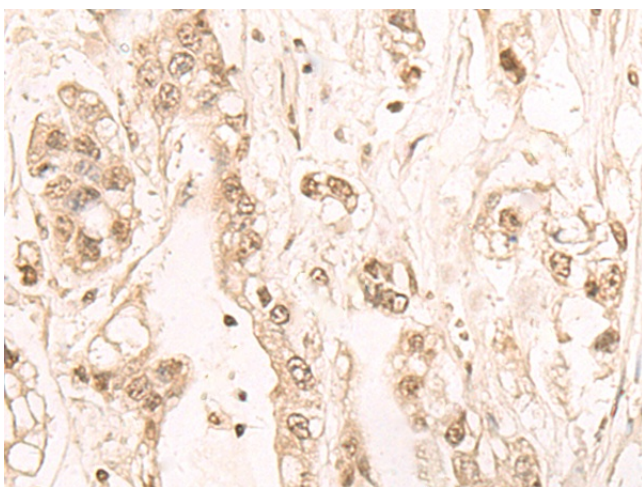
[View online »](#)

**Product images:**

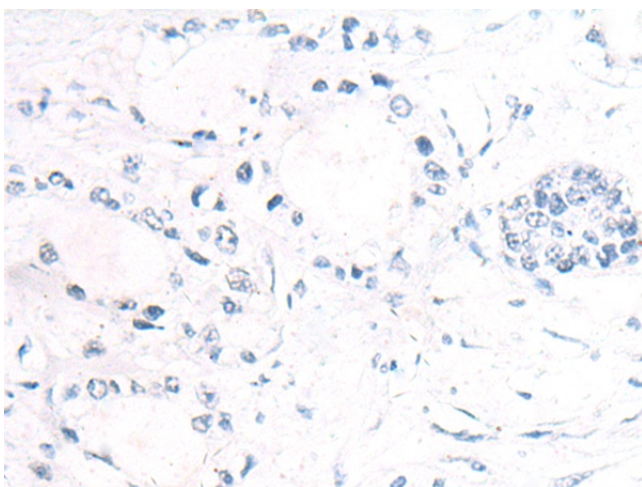
Immunohistochemistry of paraffin-embedded Human ovarian cancer tissue using [TA365894] (FTSJ3 Antibody) at dilution 1/20 (Original magnification:  $\times 200$ )



Immunohistochemistry of paraffin-embedded Human ovarian cancer tissue using [TA365894] (FTSJ3 Antibody) at dilution 1/20, treated with fusion protein. (Original magnification:  $\times 200$ )



Immunohistochemistry of paraffin-embedded Human gastric cancer tissue using [TA365894] (FTSJ3 Antibody) at dilution 1/20 (Original magnification:  $\times 200$ )



Immunohistochemistry of paraffin-embedded Human gastric cancer tissue using [TA365894] (FTSJ3 Antibody) at dilution 1/20, treated with fusion protein. (Original magnification:  $\times 200$ )