

Product datasheet for **TA365868S**

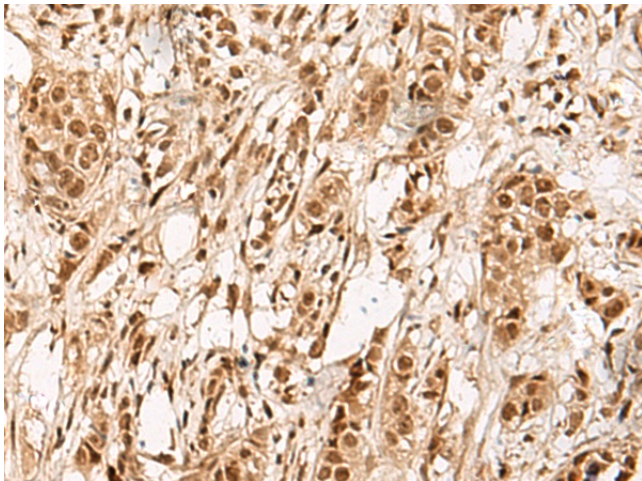
ZBTB43 Rabbit Polyclonal Antibody

Product data:

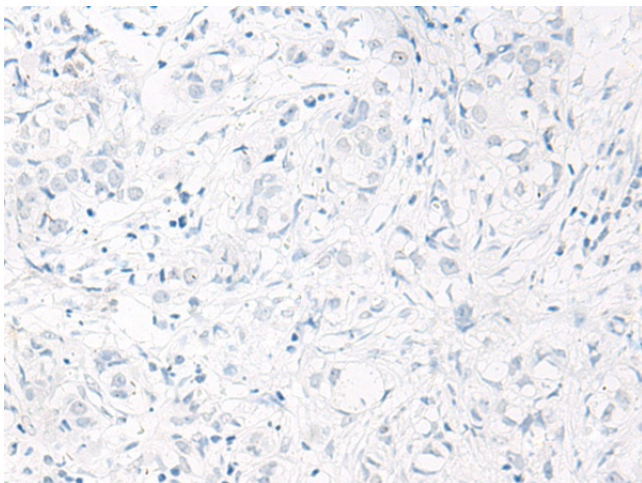
Product Type:	Primary Antibodies
Applications:	IHC
Recommended Dilution:	IHC: 50-300 Positive control: Human breast cancer Predicted cell location: Nucleus
Reactivity:	Human, Mouse
Host:	Rabbit
Isotype:	IgG
Clonality:	Polyclonal
Immunogen:	Fusion protein of human ZBTB43
Formulation:	pH7.4 PBS, 0.05% NaN ₃ , 40% Glycerol
Purification:	Antigen affinity purification
Conjugation:	Unconjugated
Storage:	Store at -20°C.
Stability:	1 year
Gene Name:	zinc finger and BTB domain containing 43
Database Link:	Entrez Gene 23099 Human O43298
Background:	May be involved in transcriptional regulation.
Synonyms:	FLJ22470; KIAA0414; OTTHUMP00000022157; ZBTB22B; ZNF-X; ZNF297B



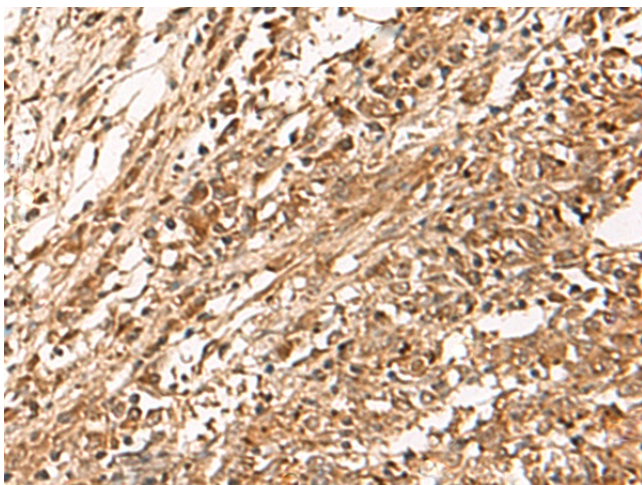
[View online »](#)

Product images:

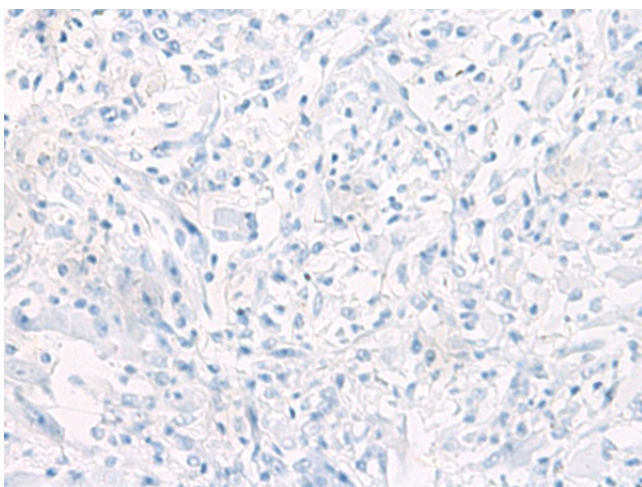
Immunohistochemistry of paraffin-embedded Human breast cancer tissue using [TA365868] (ZBTB43 Antibody) at dilution 1/90 (Original magnification: $\times 200$)



Immunohistochemistry of paraffin-embedded Human breast cancer tissue using [TA365868] (ZBTB43 Antibody) at dilution 1/90, treated with fusion protein. (Original magnification: $\times 200$)



Immunohistochemistry of paraffin-embedded Human liver cancer tissue using [TA365868] (ZBTB43 Antibody) at dilution 1/90 (Original magnification: $\times 200$)



Immunohistochemistry of paraffin-embedded Human liver cancer tissue using [TA365868] (ZBTB43 Antibody) at dilution 1/90, treated with fusion protein. (Original magnification: $\times 200$)