

## Product datasheet for **TA365820S**

### DNAJC14 Rabbit Polyclonal Antibody

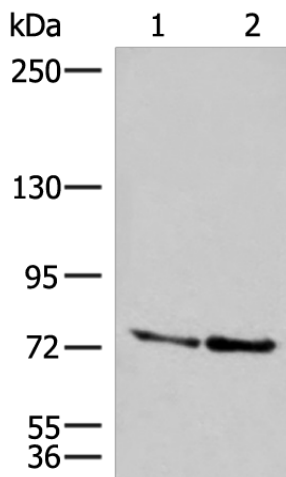
#### Product data:

Product Type:	Primary Antibodies
Applications:	IHC, WB
Recommended Dilution:	WB: 500-2000 WB positive control: A172 and NIH/3T3 cell lysates IHC: 50-300 Positive control: Human liver cancer Predicted cell location: Cytoplasm
Reactivity:	Human, Mouse, Rat
Host:	Rabbit
Isotype:	IgG
Clonality:	Polyclonal
Immunogen:	Fusion protein of human DNAJC14
Formulation:	pH7.4 PBS, 0.05% NaN <sub>3</sub> , 40% Glycerol
Purification:	Antigen affinity purification
Conjugation:	Unconjugated
Storage:	Store at -20°C.
Stability:	1 year
Predicted Protein Size:	78 kDa
Gene Name:	DnaJ heat shock protein family (Hsp40) member C14
Database Link:	<a href="#">Entrez Gene 85406 Human Q6Y2X3</a>
Background:	Regulates the export of target proteins, such as DRD1, from the endoplasmic reticulum to the cell surface.
Synonyms:	DNAJ; DRIP78; FLJ32792; HDJ-3; HDJ3; LIP6

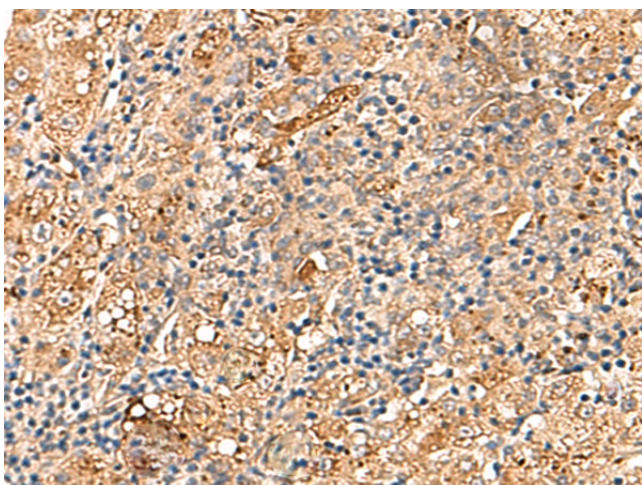


[View online »](#)

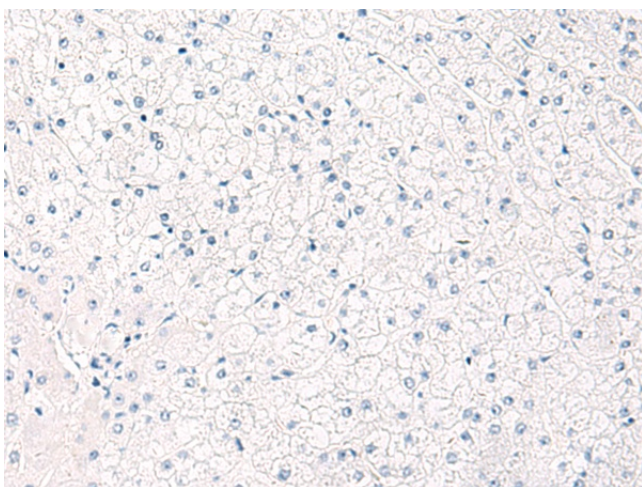
## Product images:



Gel: 6%SDS-PAGE  
Lysate: 40  $\mu$ g  
Lane 1-2: A172 and NIH/3T3 cell lysates  
Primary antibody: [TA365820] (DNAJC14 Antibody) at dilution 1/400  
Secondary antibody: Goat anti rabbit IgG at 1/8000 dilution  
Exposure time: 1 minute



Immunohistochemistry of paraffin-embedded Human liver cancer tissue using [TA365820] (DNAJC14 Antibody) at dilution 1/70 (Original magnification:  $\times 200$ )



Immunohistochemistry of paraffin-embedded Human liver cancer tissue using [TA365820] (DNAJC14 Antibody) at dilution 1/70, treated with fusion protein. (Original magnification: ×200)