

Product datasheet for **TA365778S**

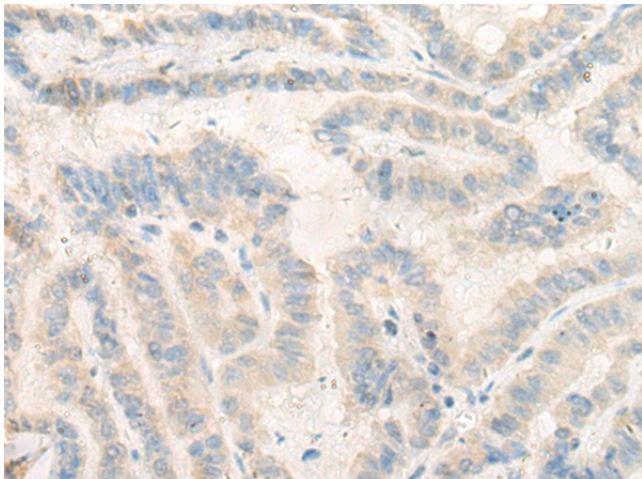
NOSIP Rabbit Polyclonal Antibody

Product data:

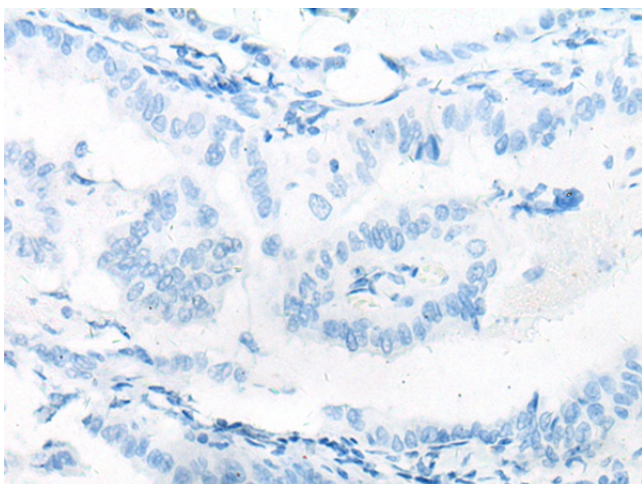
Product Type:	Primary Antibodies
Applications:	IHC
Recommended Dilution:	IHC: 25-100 Positive control: Human thyroid cancer Predicted cell location: Cytoplasm or Nucleus
Reactivity:	Human, Mouse
Host:	Rabbit
Isotype:	IgG
Clonality:	Polyclonal
Immunogen:	Full length fusion protein
Formulation:	pH7.4 PBS, 0.05% NaN ₃ , 40% Glycerol
Purification:	Antigen affinity purification
Conjugation:	Unconjugated
Storage:	Store at -20°C.
Stability:	1 year
Gene Name:	nitric oxide synthase interacting protein
Database Link:	Entrez Gene 51070 Human Q9Y314
Background:	The protein encoded by this gene may modulate the activity and localization of nitric oxide synthase (endothelial and neuronal) and thus nitric oxide production. Alternative splicing results in multiple transcript variants that encode the same protein.
Synonyms:	CGI-25



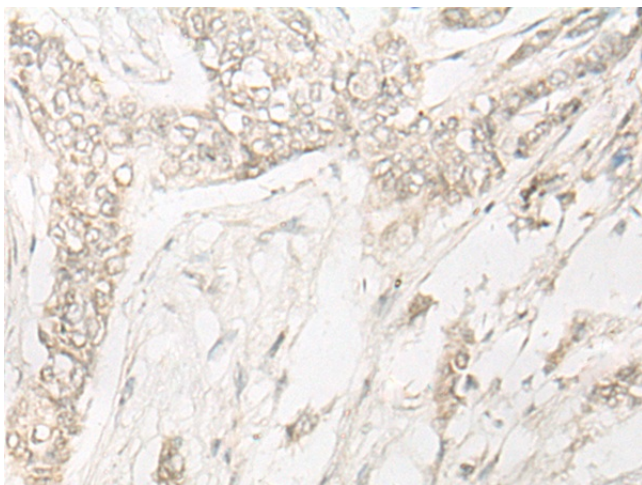
[View online »](#)

Product images:

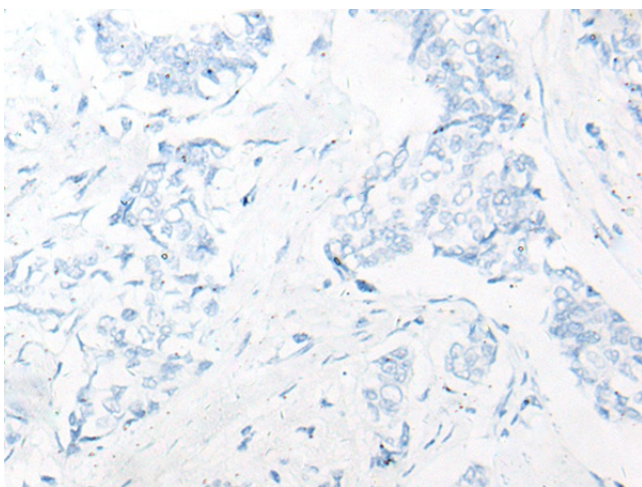
Immunohistochemistry of paraffin-embedded Human thyroid cancer tissue using [TA365778] (NOSIP Antibody) at dilution 1/30 (Original magnification: $\times 200$)



Immunohistochemistry of paraffin-embedded Human thyroid cancer tissue using [TA365778] (NOSIP Antibody) at dilution 1/30, treated with fusion protein. (Original magnification: $\times 200$)



Immunohistochemistry of paraffin-embedded Human breast cancer tissue using [TA365778] (NOSIP Antibody) at dilution 1/30 (Original magnification: $\times 200$)



Immunohistochemistry of paraffin-embedded Human breast cancer tissue using [TA365778] (NOSIP Antibody) at dilution 1/30, treated with fusion protein. (Original magnification: $\times 200$)