

Product datasheet for **TA365753S**

DENND5A Rabbit Polyclonal Antibody

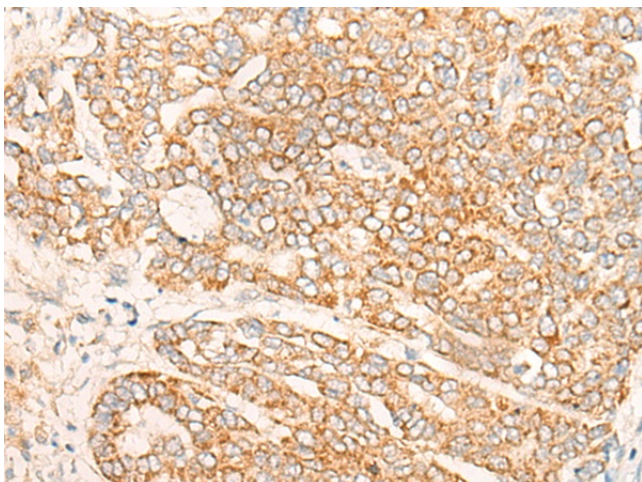
Product data:

Product Type:	Primary Antibodies
Applications:	IHC
Recommended Dilution:	IHC: 20-100 Positive control: Human liver cancer Predicted cell location: Cytoplasm
Reactivity:	Human, Mouse
Host:	Rabbit
Isotype:	IgG
Clonality:	Polyclonal
Immunogen:	Fusion protein of human DENND5A
Formulation:	pH7.4 PBS, 0.05% NaN ₃ , 40% Glycerol
Purification:	Antigen affinity purification
Conjugation:	Unconjugated
Storage:	Store at -20°C.
Stability:	1 year
Gene Name:	DENN domain containing 5A
Database Link:	Entrez Gene 23258 Human Q6IQ26
Background:	Guanine nucleotide exchange factor (GEF) which may activate RAB6A and RAB39A and/or RAB39B. Promotes the exchange of GDP to GTP, converting inactive GDP-bound Rab proteins into their active GTP-bound form.
Synonyms:	FLJ22354; FLJ33829; FLJ43455; KIAA1091; RAB6IP1

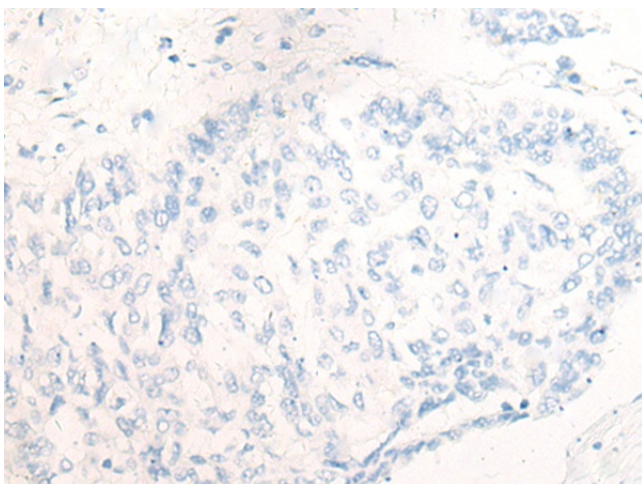


[View online »](#)

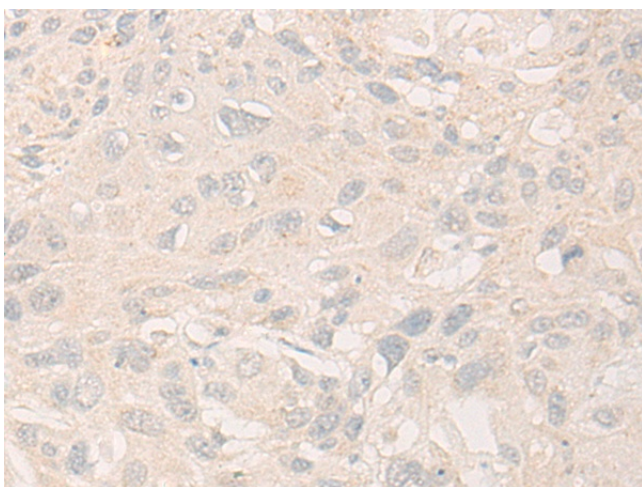
Product images:



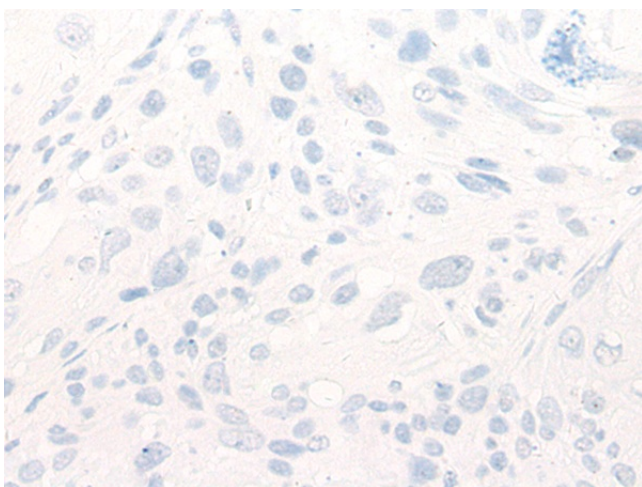
Immunohistochemistry of paraffin-embedded Human liver cancer tissue using [TA365753] (DENND5A Antibody) at dilution 1/20 (Original magnification: ×200)



Immunohistochemistry of paraffin-embedded Human liver cancer tissue using [TA365753] (DENND5A Antibody) at dilution 1/20, treated with fusion protein. (Original magnification: ×200)



Immunohistochemistry of paraffin-embedded Human esophagus cancer tissue using [TA365753] (DENND5A Antibody) at dilution 1/20 (Original magnification: ×200)



Immunohistochemistry of paraffin-embedded Human esophagus cancer tissue using [TA365753] (DENND5A Antibody) at dilution 1/20, treated with fusion protein. (Original magnification: ×200)