

## Product datasheet for **TA365717S**

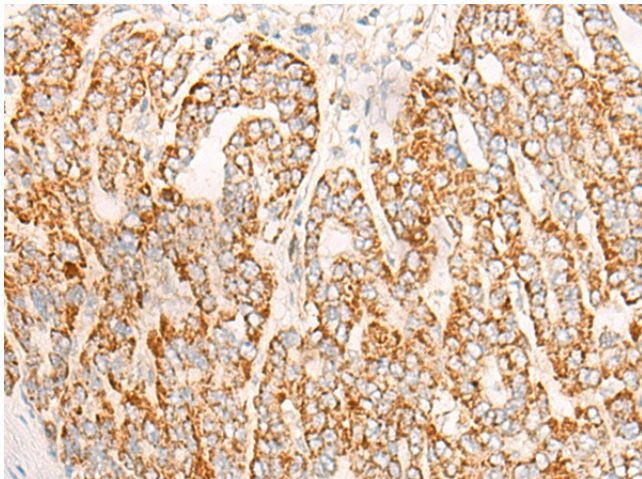
### DAOA Rabbit Polyclonal Antibody

#### Product data:

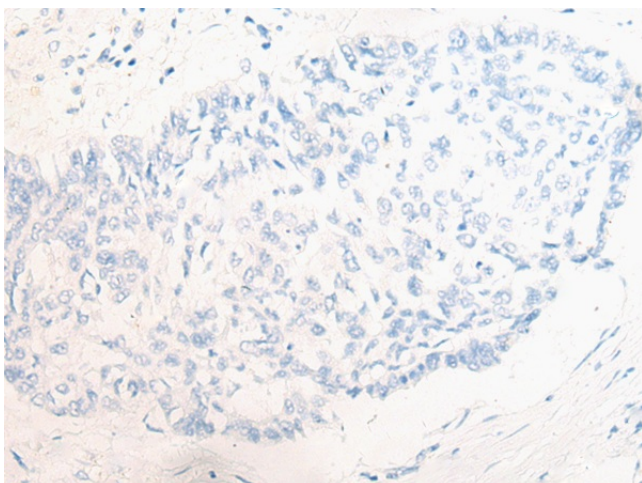
Product Type:	Primary Antibodies
Applications:	IHC
Recommended Dilution:	IHC: 25-100 Positive control: Human liver cancer Predicted cell location: Cytoplasm
Reactivity:	Human
Host:	Rabbit
Isotype:	IgG
Clonality:	Polyclonal
Immunogen:	Full length fusion protein
Formulation:	pH7.4 PBS, 0.05% NaN <sub>3</sub> , 40% Glycerol
Purification:	Antigen affinity purification
Conjugation:	Unconjugated
Storage:	Store at -20°C.
Stability:	1 year
Gene Name:	D-amino acid oxidase activator
Database Link:	<a href="#">Entrez Gene 267012 Human P59103</a>
Background:	This gene encodes a protein that may function as an activator of D-amino acid oxidase, which degrades the gliotransmitter D-serine, a potent activator of N-methyl-D-aspartate (NMDA) type glutamate receptors. Studies also suggest that one encoded isoform may play a role in mitochondrial function and dendritic arborization. Polymorphisms in this gene have been implicated in susceptibility to schizophrenia and bipolar affective disorder. Alternatively spliced transcript variants encoding different isoforms have been identified.
Synonyms:	G72; LG72; SG72



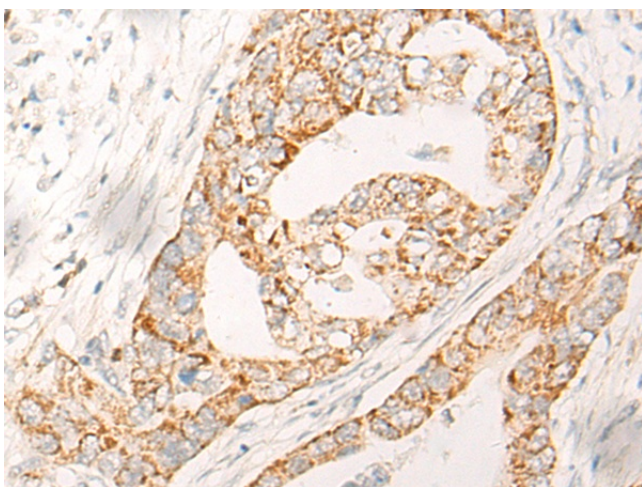
[View online »](#)

**Product images:**

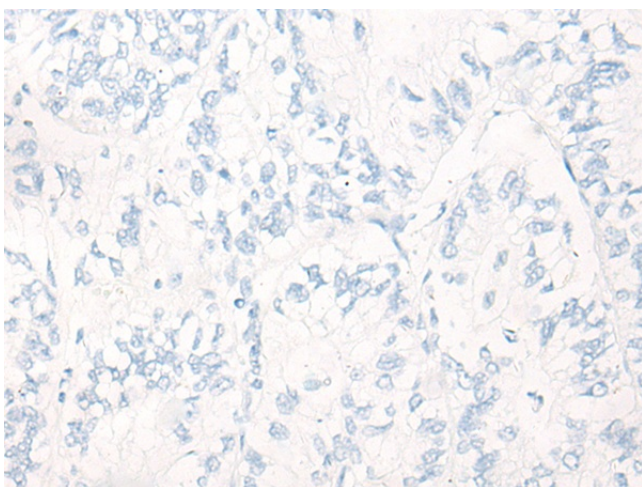
Immunohistochemistry of paraffin-embedded Human liver cancer tissue using [TA365717] (DAOA Antibody) at dilution 1/30 (Original magnification:  $\times 200$ )



Immunohistochemistry of paraffin-embedded Human liver cancer tissue using [TA365717] (DAOA Antibody) at dilution 1/30, treated with fusion protein. (Original magnification:  $\times 200$ )



Immunohistochemistry of paraffin-embedded Human gastric cancer tissue using [TA365717] (DAOA Antibody) at dilution 1/30 (Original magnification:  $\times 200$ )



Immunohistochemistry of paraffin-embedded Human gastric cancer tissue using [TA365717] (DAOA Antibody) at dilution 1/30, treated with fusion protein. (Original magnification:  $\times 200$ )