

Product datasheet for **TA365617S**

CDKN2AIPNL Rabbit Polyclonal Antibody

Product data:

Product Type:	Primary Antibodies
Applications:	IHC
Recommended Dilution:	IHC: 25-100 Positive control: Human colorectal cancer Predicted cell location: Cytoplasm and Nucleus
Reactivity:	Human, Mouse, Rat
Host:	Rabbit
Isotype:	IgG
Clonality:	Polyclonal
Immunogen:	Full length fusion protein
Formulation:	pH7.4 PBS, 0.05% NaN ₃ , 40% Glycerol
Purification:	Antigen affinity purification
Conjugation:	Unconjugated
Storage:	Store at -20°C.
Stability:	1 year
Gene Name:	CDKN2A interacting protein N-terminal like
Database Link:	Entrez Gene 91368 Human Q96HQ2

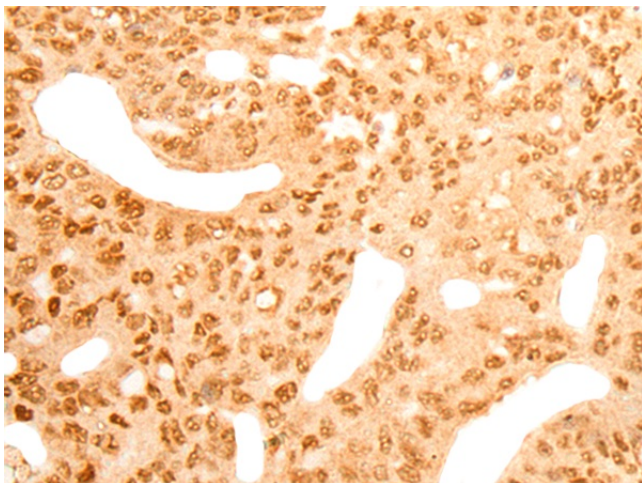
Background: CDKN2AIPNL (CDKN2A interacting protein N-terminal like) is a 116 amino acid protein that belongs to the CARF family. Existing as two alternatively spliced isoforms, CDKN2AIPNL is encoded by a gene that maps to human chromosome 5q31.1. Chromosome 5 contains 181 million base pairs and comprises nearly 6% of the human genome. Chromosome 5 is associated with Cockayne syndrome through the ERCC8 gene and familial adenomatous polyposis through the adenomatous polyposis coli (APC) tumor suppressor gene. Treacher Collins syndrome is also chromosome 5-associated and is caused by insertions or deletions within the TCOF1 gene. Deletion of the p arm of chromosome 5 leads to Cri du chat syndrome, while deletion of the q arm or of chromosome 5 altogether is common in therapy-related acute myelogenous leukemias and myelodysplastic syndrome.



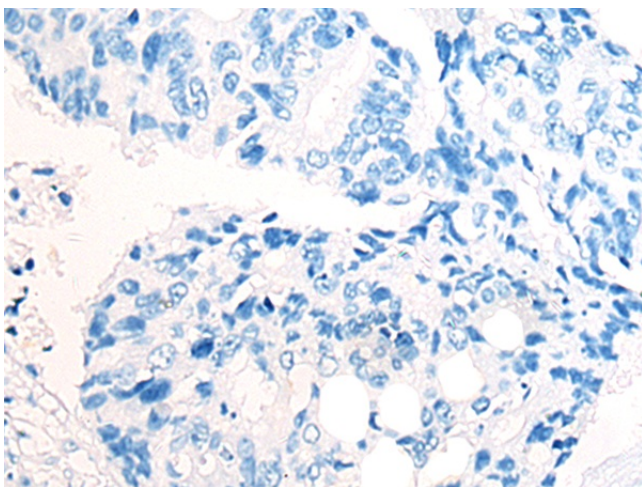
[View online »](#)

Synonyms: MGC13017

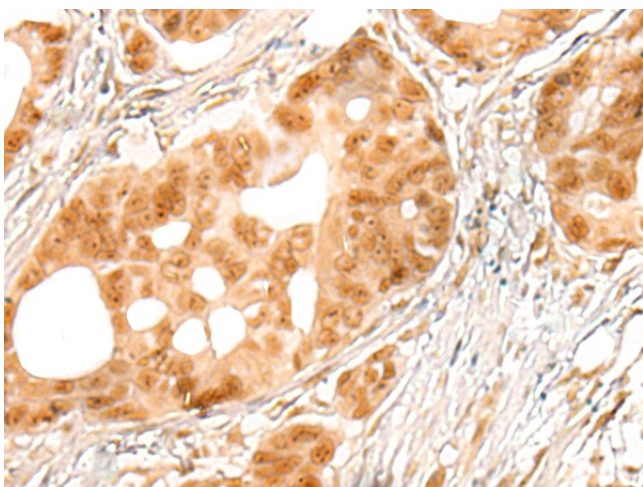
Product images:



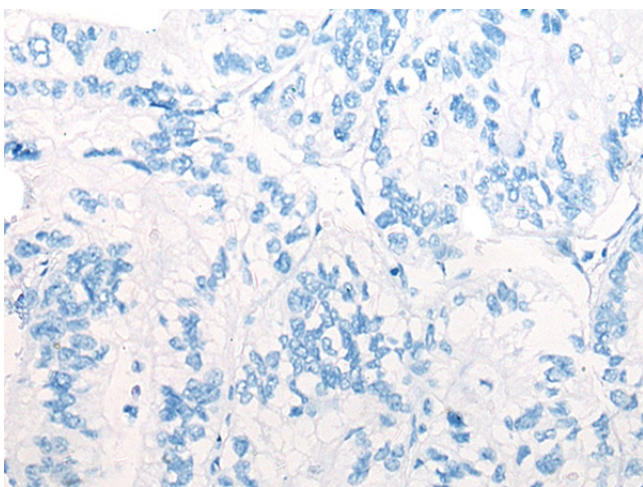
Immunohistochemistry of paraffin-embedded Human colorectal cancer tissue using [TA365617] (CDKN2AIPNL Antibody) at dilution 1/25 (Original magnification: ×200)



Immunohistochemistry of paraffin-embedded Human colorectal cancer tissue using [TA365617] (CDKN2AIPNL Antibody) at dilution 1/25, treated with fusion protein. (Original magnification: ×200)



Immunohistochemistry of paraffin-embedded Human gastric cancer tissue using [TA365617] (CDKN2AIPNL Antibody) at dilution 1/25 (Original magnification: ×200)



Immunohistochemistry of paraffin-embedded Human gastric cancer tissue using [TA365617] (CDKN2AIPNL Antibody) at dilution 1/25, treated with fusion protein. (Original magnification: ×200)