

## Product datasheet for **TA365523**

### BLNK Rabbit Polyclonal Antibody

#### Product data:

Product Type:	Primary Antibodies
Applications:	IHC
Recommended Dilution:	IHC: 50-300 Positive control: Human liver cancer Predicted cell location: Cytoplasm or Cell membrane
Reactivity:	Human, Mouse, Rat
Host:	Rabbit
Isotype:	IgG
Clonality:	Polyclonal
Immunogen:	Fusion protein of human BLNK
Formulation:	pH7.4 PBS, 0.05% NaN <sub>3</sub> , 40% Glycerol
Concentration:	lot specific
Purification:	Antigen affinity purification
Conjugation:	Unconjugated
Storage:	Store at -20°C.
Stability:	1 year
Gene Name:	B-cell linker
Database Link:	<a href="#">Entrez Gene 29760 Human Q8WV28</a>

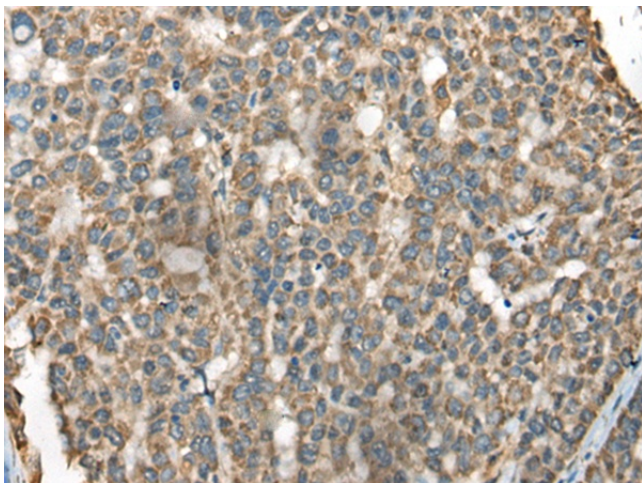
**Background:** This gene encodes a cytoplasmic linker or adaptor protein that plays a critical role in B cell development. This protein bridges B cell receptor-associated kinase activation with downstream signaling pathways, thereby affecting various biological functions. The phosphorylation of five tyrosine residues is necessary for this protein to nucleate distinct signaling effectors following B cell receptor activation. Mutations in this gene cause hypoglobulinemia and absent B cells, a disease in which the pro- to pre-B-cell transition is developmentally blocked. Deficiency in this protein has also been shown in some cases of pre-B acute lymphoblastic leukemia. Alternatively spliced transcript variants have been found for this gene.



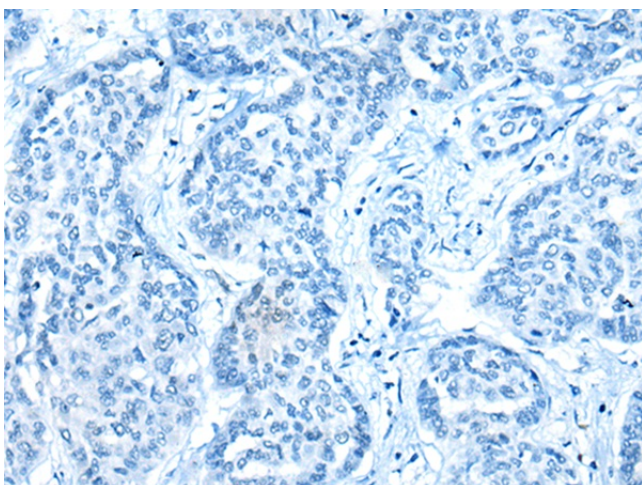
[View online »](#)

Synonyms: BASH; BLNK-S; Ly57; MGC111051; OTTHUMP00000020168; SLP-65; SLP65

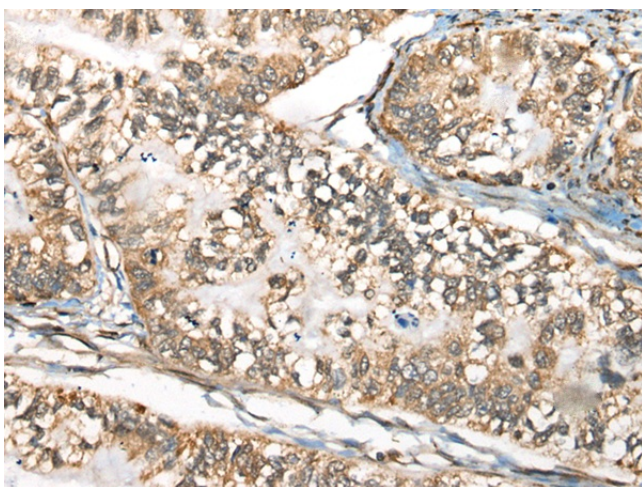
### Product images:



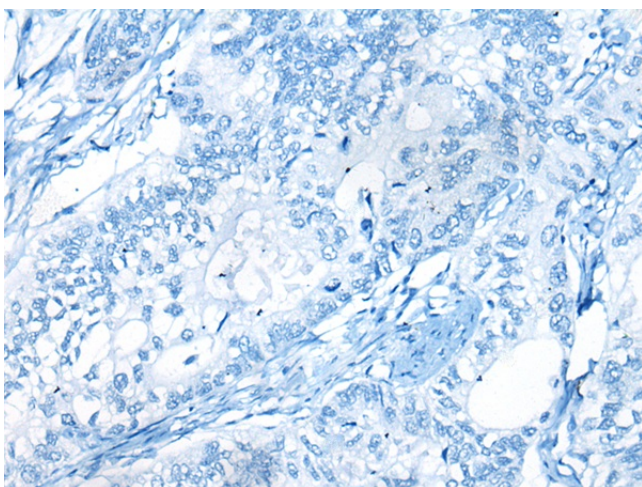
Immunohistochemistry of paraffin-embedded Human liver cancer tissue using TA365523 (BLNK Antibody) at dilution 1/65 (Original magnification: ×200)



Immunohistochemistry of paraffin-embedded Human liver cancer tissue using TA365523 (BLNK Antibody) at dilution 1/65, treated with fusion protein. (Original magnification: ×200)



Immunohistochemistry of paraffin-embedded Human gastric cancer tissue using TA365523 (BLNK Antibody) at dilution 1/65 (Original magnification:  $\times 200$ )



Immunohistochemistry of paraffin-embedded Human gastric cancer tissue using TA365523 (BLNK Antibody) at dilution 1/65, treated with fusion protein. (Original magnification:  $\times 200$ )