

Product datasheet for **TA365447S**

VRK3 Rabbit Polyclonal Antibody

Product data:

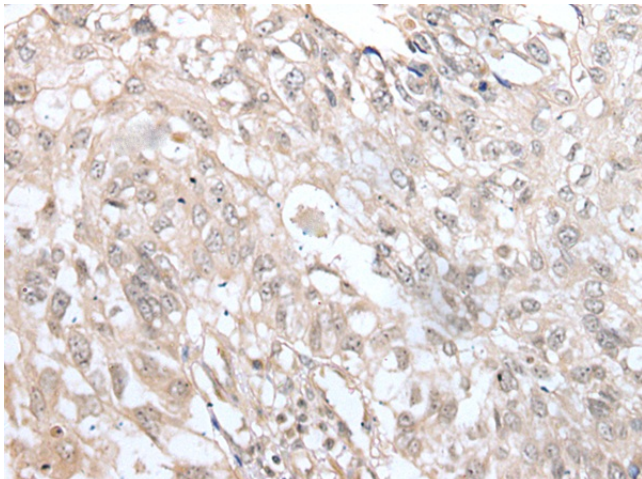
| | |
|-----------------------|--|
| Product Type: | Primary Antibodies |
| Applications: | IHC |
| Recommended Dilution: | IHC: 30-150 Positive control: Human lung cancer Predicted cell location: Nucleus |
| Reactivity: | Human, Mouse |
| Host: | Rabbit |
| Isotype: | IgG |
| Clonality: | Polyclonal |
| Immunogen: | Fusion protein of human VRK3 |
| Formulation: | pH7.4 PBS, 0.05% NaN ₃ , 40% Glycerol |
| Purification: | Antigen affinity purification |
| Conjugation: | Unconjugated |
| Storage: | Store at -20°C. |
| Stability: | 1 year |
| Gene Name: | vaccinia related kinase 3 |
| Database Link: | Entrez Gene 51231 Human Q8IV63 |

Background: This gene encodes a member of the vaccinia-related kinase (VRK) family of serine/threonine protein kinases. In both human and mouse, this gene has substitutions at several residues within the ATP binding motifs that in other kinases have been shown to be required for catalysis. In vitro assays indicate the protein lacks phosphorylation activity. The protein, however, likely retains its substrate binding capability. This gene is widely expressed in human tissues and its protein localizes to the nucleus. Alternative splicing results in multiple transcripts encoding different isoforms.

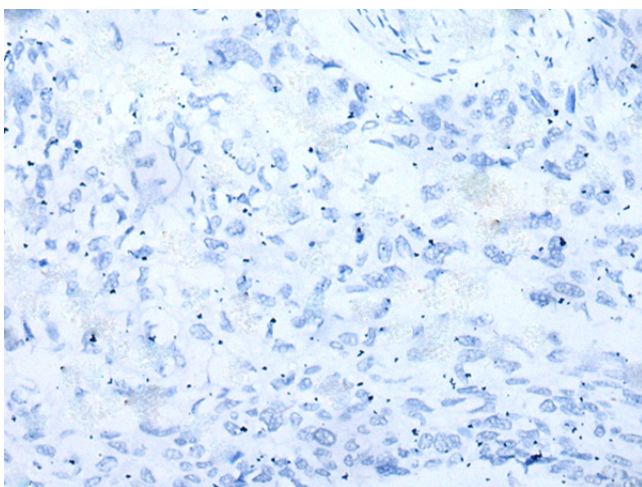
Synonyms: VRK3



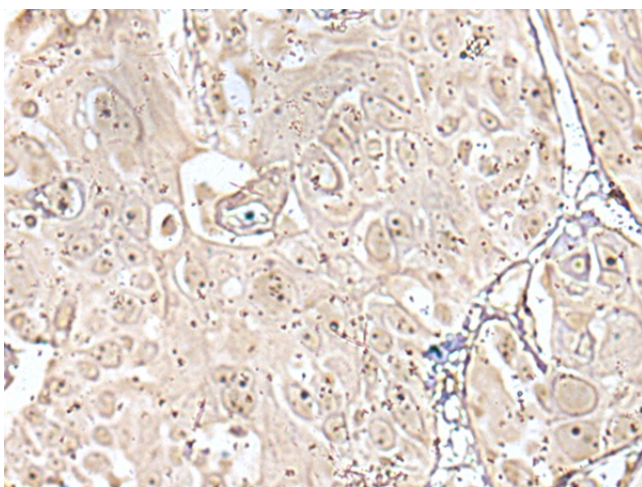
[View online »](#)

Product images:

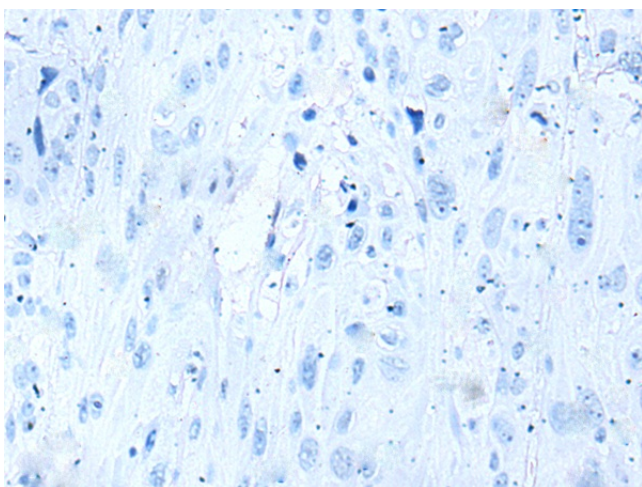
Immunohistochemistry of paraffin-embedded Human lung cancer tissue using [TA365447] (VRK3 Antibody) at dilution 1/45 (Original magnification: $\times 200$)



Immunohistochemistry of paraffin-embedded Human lung cancer tissue using [TA365447] (VRK3 Antibody) at dilution 1/45, treated with fusion protein. (Original magnification: $\times 200$)



Immunohistochemistry of paraffin-embedded Human esophagus cancer tissue using [TA365447] (VRK3 Antibody) at dilution 1/45 (Original magnification: $\times 200$)



Immunohistochemistry of paraffin-embedded Human esophagus cancer tissue using [TA365447] (VRK3 Antibody) at dilution 1/45, treated with fusion protein. (Original magnification: $\times 200$)