

Product datasheet for **TA365409**

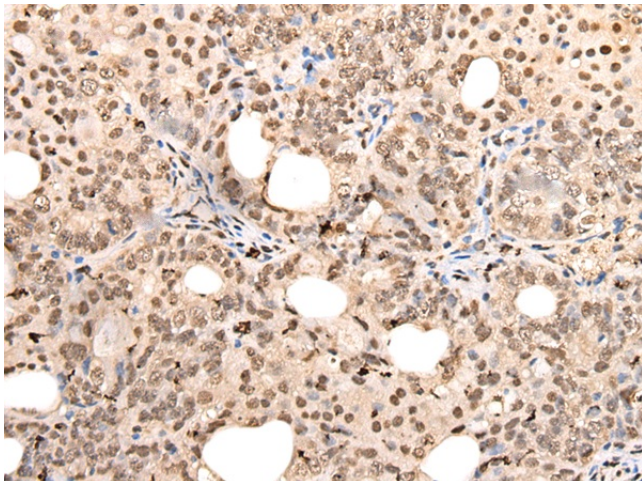
ZNF96 (ZSCAN12) Rabbit Polyclonal Antibody

Product data:

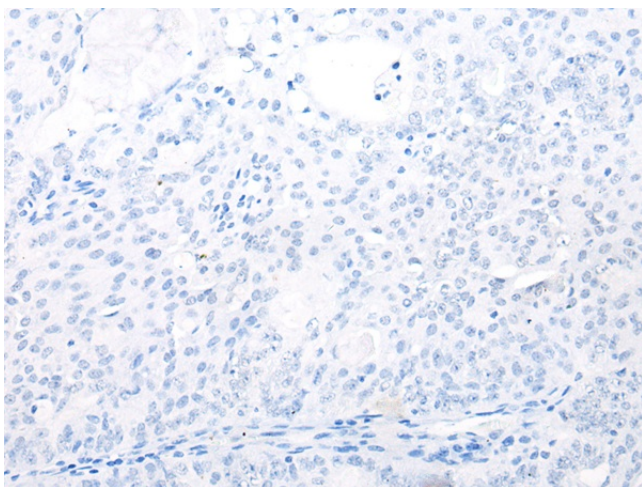
Product Type:	Primary Antibodies
Applications:	IHC
Recommended Dilution:	IHC: 30-150 Positive control: Human ovarian cancer Predicted cell location: Cytoplasm and Nucleus
Reactivity:	Human
Host:	Rabbit
Isotype:	IgG
Clonality:	Polyclonal
Immunogen:	Fusion protein of human ZSCAN12
Formulation:	pH7.4 PBS, 0.05% NaN ₃ , 40% Glycerol
Concentration:	lot specific
Purification:	Antigen affinity purification
Conjugation:	Unconjugated
Storage:	Store at -20°C.
Stability:	1 year
Gene Name:	zinc finger and SCAN domain containing 12
Database Link:	Entrez Gene 9753 Human O43309
Background:	May be involved in transcriptional regulation.
Synonyms:	dj29K1.2; KIAA0426; OTTHUMP00000016205; ZFP96; ZNF29K1; ZNF96; ZNF305



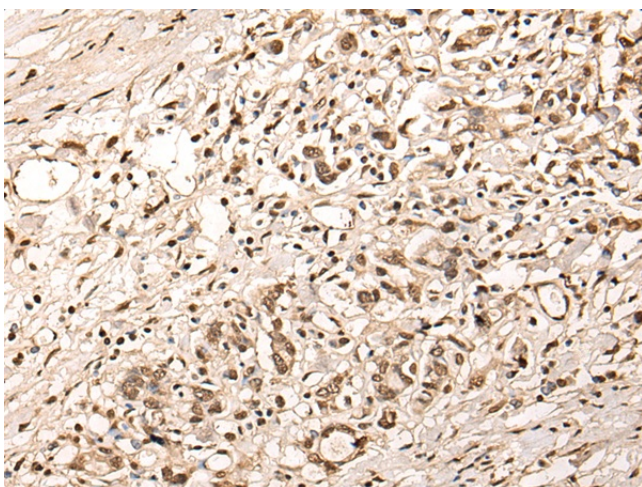
[View online »](#)

Product images:

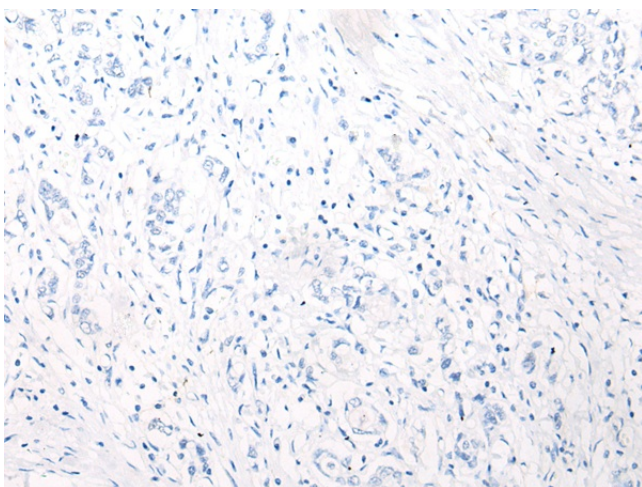
Immunohistochemistry of paraffin-embedded Human ovarian cancer tissue using TA365409 (ZSCAN12 Antibody) at dilution 1/40 (Original magnification: $\times 200$)



Immunohistochemistry of paraffin-embedded Human ovarian cancer tissue using TA365409 (ZSCAN12 Antibody) at dilution 1/40, treated with fusion protein. (Original magnification: $\times 200$)



Immunohistochemistry of paraffin-embedded Human gastric cancer tissue using TA365409 (ZSCAN12 Antibody) at dilution 1/40 (Original magnification: ×200)



Immunohistochemistry of paraffin-embedded Human gastric cancer tissue using TA365409 (ZSCAN12 Antibody) at dilution 1/40, treated with fusion protein. (Original magnification: ×200)