

Product datasheet for **TA365408S**

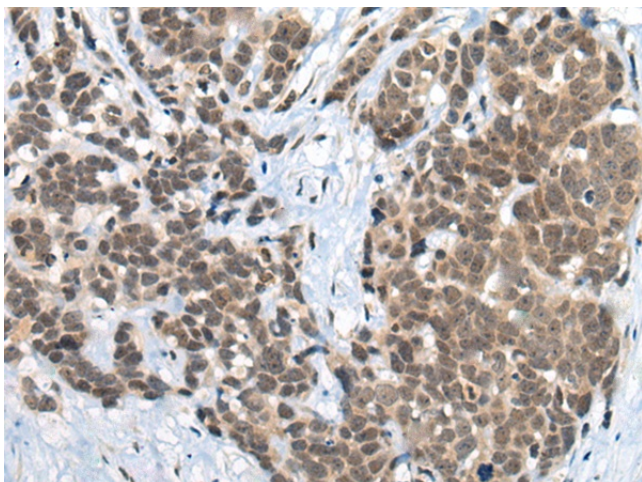
ZNF83 Rabbit Polyclonal Antibody

Product data:

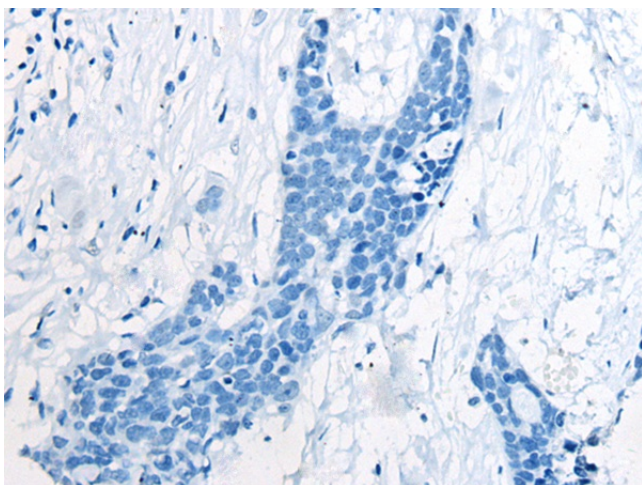
Product Type:	Primary Antibodies
Applications:	IHC
Recommended Dilution:	IHC: 40-200 Positive control: Human thyroid cancer Predicted cell location: Cytoplasm and Nucleus
Reactivity:	Human
Host:	Rabbit
Isotype:	IgG
Clonality:	Polyclonal
Immunogen:	Fusion protein of human ZNF83
Formulation:	pH7.4 PBS, 0.05% NaN ₃ , 40% Glycerol
Purification:	Antigen affinity purification
Conjugation:	Unconjugated
Storage:	Store at -20°C.
Stability:	1 year
Gene Name:	zinc finger protein 83
Database Link:	Entrez Gene 55769 Human P51522
Background:	May be involved in transcriptional regulation.
Synonyms:	FLJ11015; FLJ14876; FLJ30097; FLJ90585; HPF1; MGC33853; ZNF816B



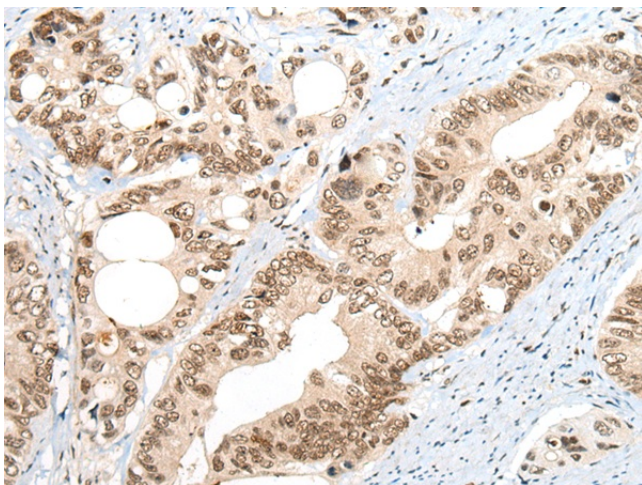
[View online »](#)

Product images:

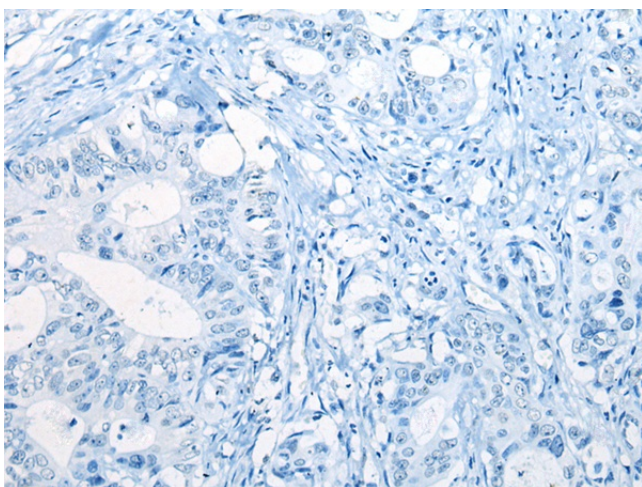
Immunohistochemistry of paraffin-embedded Human thyroid cancer tissue using [TA365408] (ZNF83 Antibody) at dilution 1/50 (Original magnification: ×200)



Immunohistochemistry of paraffin-embedded Human thyroid cancer tissue using [TA365408] (ZNF83 Antibody) at dilution 1/50, treated with fusion protein. (Original magnification: ×200)



Immunohistochemistry of paraffin-embedded Human colorectal cancer tissue using [TA365408] (ZNF83 Antibody) at dilution 1/50 (Original magnification: $\times 200$)



Immunohistochemistry of paraffin-embedded Human colorectal cancer tissue using [TA365408] (ZNF83 Antibody) at dilution 1/50, treated with fusion protein. (Original magnification: $\times 200$)