

Product datasheet for **TA365390**

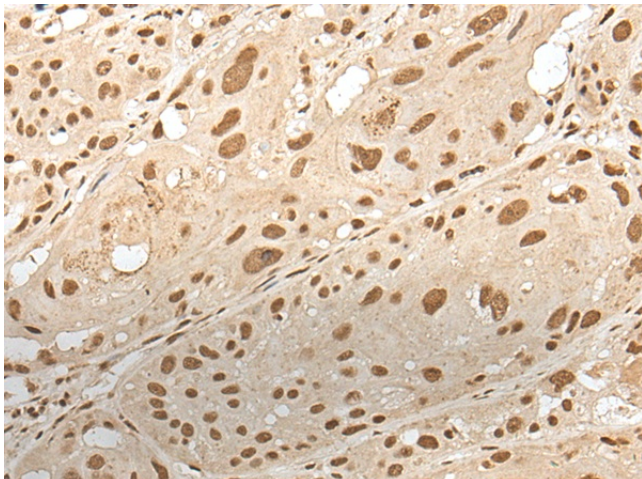
ZNF274 Rabbit Polyclonal Antibody

Product data:

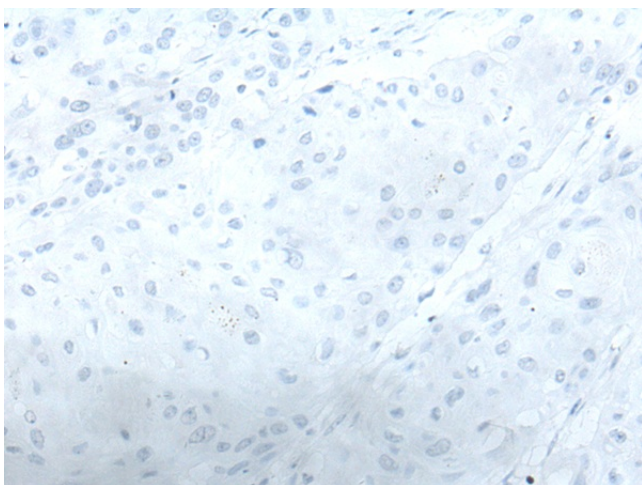
Product Type:	Primary Antibodies
Applications:	IHC
Recommended Dilution:	IHC: 30-150 Positive control: Human esophagus cancer Predicted cell location: Cytoplasm and Nucleus
Reactivity:	Human
Host:	Rabbit
Isotype:	IgG
Clonality:	Polyclonal
Immunogen:	Fusion protein of human ZNF274
Formulation:	pH7.4 PBS, 0.05% NaN ₃ , 40% Glycerol
Concentration:	lot specific
Purification:	Antigen affinity purification
Conjugation:	Unconjugated
Storage:	Store at -20°C.
Stability:	1 year
Gene Name:	zinc finger protein 274
Database Link:	Entrez Gene 10782 Human Q96GC6
Background:	This gene encodes a zinc finger protein containing five C2H2-type zinc finger domains, one or two Kruppel-associated box A (KRAB A) domains, and a leucine-rich domain. The encoded protein has been suggested to be a transcriptional repressor. It localizes predominantly to the nucleolus. Alternatively spliced transcript variants encoding different isoforms exist. These variants utilize alternative polyadenylation signals.
Synonyms:	DKFZp686K08243; FLJ37843; HFB101; ZF2; ZKSCAN19



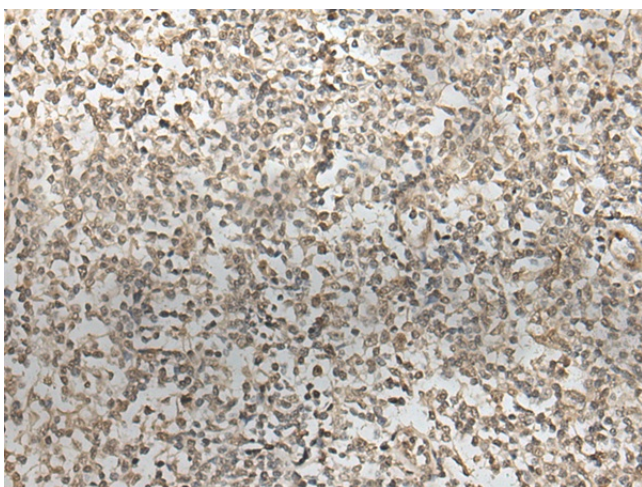
[View online »](#)

Product images:

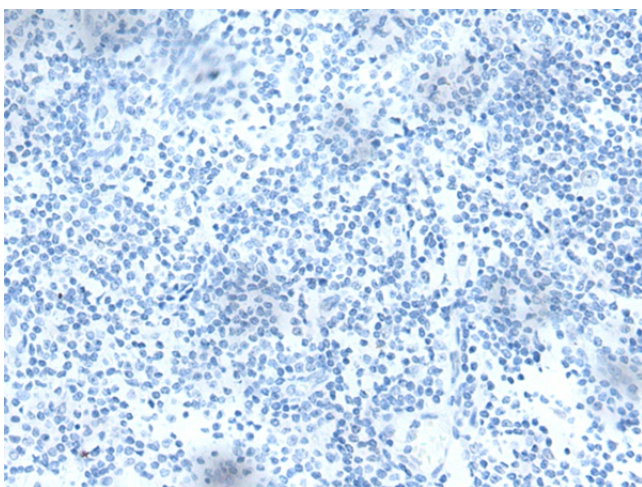
Immunohistochemistry of paraffin-embedded Human esophagus cancer tissue using TA365390 (ZNF274 Antibody) at dilution 1/35 (Original magnification: $\times 200$)



Immunohistochemistry of paraffin-embedded Human esophagus cancer tissue using TA365390 (ZNF274 Antibody) at dilution 1/35, treated with fusion protein. (Original magnification: $\times 200$)



Immunohistochemistry of paraffin-embedded Human tonsil tissue using TA365390 (ZNF274 Antibody) at dilution 1/35 (Original magnification: x200)



Immunohistochemistry of paraffin-embedded Human tonsil tissue using TA365390 (ZNF274 Antibody) at dilution 1/35, treated with fusion protein. (Original magnification: x200)