

Product datasheet for **TA365386**

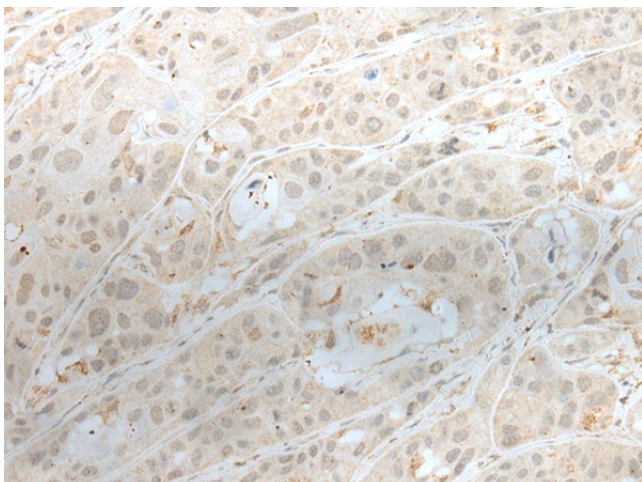
ZNF238 (ZBTB18) Rabbit Polyclonal Antibody

Product data:

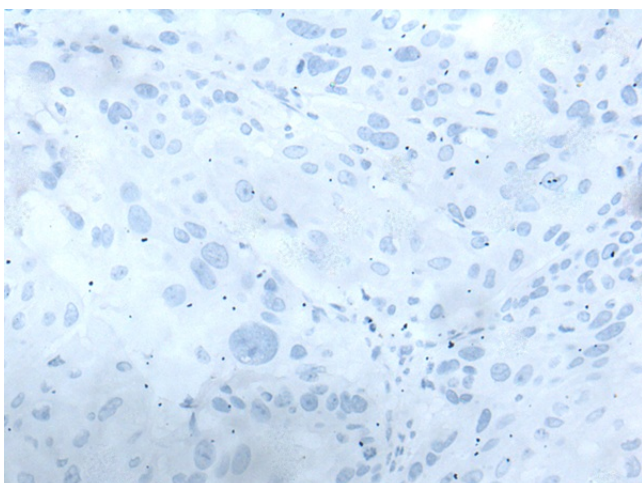
Product Type:	Primary Antibodies
Applications:	IHC
Recommended Dilution:	IHC: 20-100 Positive control: Human esophagus cancer Predicted cell location: Nucleus
Reactivity:	Human, Mouse, Rat
Host:	Rabbit
Isotype:	IgG
Clonality:	Polyclonal
Immunogen:	Fusion protein of human ZBTB18
Formulation:	pH7.4 PBS, 0.05% NaN ₃ , 40% Glycerol
Concentration:	lot specific
Purification:	Antigen affinity purification
Conjugation:	Unconjugated
Storage:	Store at -20°C.
Stability:	1 year
Gene Name:	zinc finger and BTB domain containing 18
Database Link:	Entrez Gene 10472 Human Q99592
Background:	This gene encodes a C2H2-type zinc finger protein which acts a transcriptional repressor of genes involved in neuronal development. The encoded protein recognizes a specific sequence motif and recruits components of chromatin to target genes. Alternative splicing results in multiple transcript variants.
Synonyms:	RP58; Zfp238; Znf238



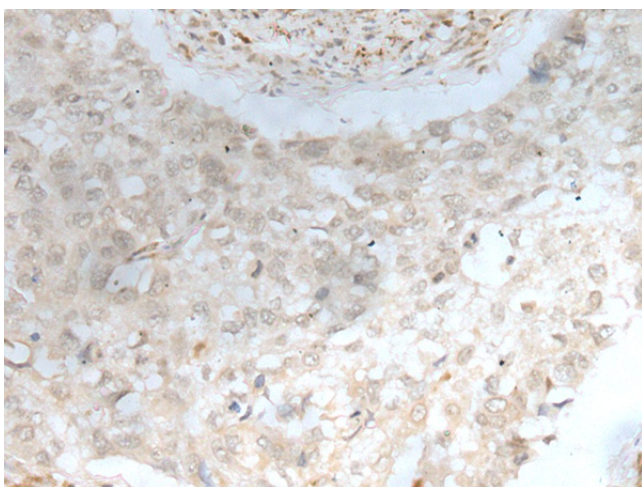
[View online »](#)

Product images:


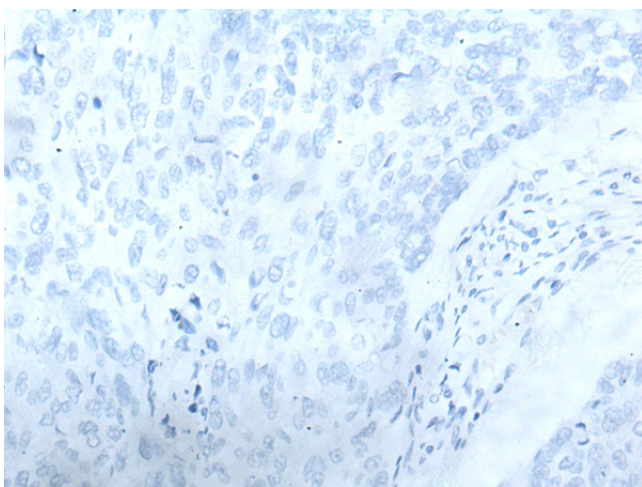
Immunohistochemistry of paraffin-embedded Human esophagus cancer tissue using TA365386 (ZBTB18 Antibody) at dilution 1/30 (Original magnification: ×200)



Immunohistochemistry of paraffin-embedded Human esophagus cancer tissue using TA365386 (ZBTB18 Antibody) at dilution 1/30, treated with fusion protein. (Original magnification: ×200)



Immunohistochemistry of paraffin-embedded Human lung cancer tissue using TA365386 (ZBTB18 Antibody) at dilution 1/30 (Original magnification: ×200)



Immunohistochemistry of paraffin-embedded Human lung cancer tissue using TA365386 (ZBTB18 Antibody) at dilution 1/30, treated with fusion protein. (Original magnification: ×200)