

Product datasheet for **TA365376**

zinc finger protein 138 (ZNF138) Rabbit Polyclonal Antibody

Product data:

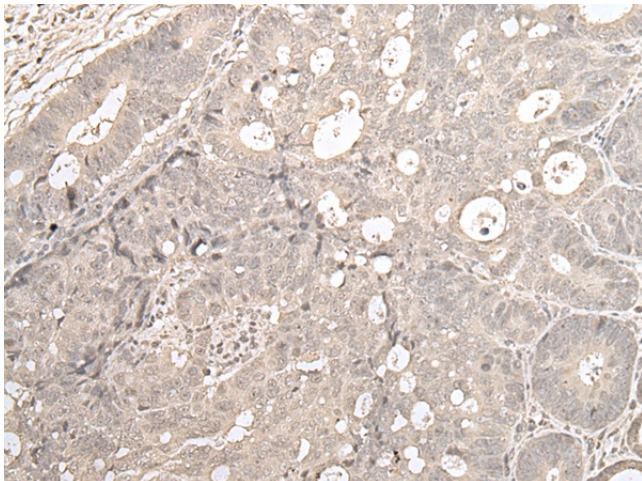
Product Type:	Primary Antibodies
Applications:	IHC
Recommended Dilution:	IHC: 25-100 Positive control: Human gastric cancer Predicted cell location: Nucleus
Reactivity:	Human
Host:	Rabbit
Isotype:	IgG
Clonality:	Polyclonal
Immunogen:	Fusion protein of human ZNF138
Formulation:	pH7.4 PBS, 0.05% NaN ₃ , 40% Glycerol
Concentration:	lot specific
Purification:	Antigen affinity purification
Conjugation:	Unconjugated
Storage:	Store at -20°C.
Stability:	1 year
Gene Name:	zinc finger protein 138
Database Link:	Entrez Gene 7697 Human P52744

Background: ZNF138 (zinc finger protein 138) is a 262 amino acid nuclear protein that is implicated in transcriptional regulation. A member of the Krüppel C2H2-type zinc-finger protein family, ZNF138 contains six C2H2-type zinc fingers. The gene encoding ZNF138 maps to human chromosome 7, which houses over 1,000 genes, comprises nearly 5% of the human genome and has been linked to Osteogenesis imperfecta, Pendred syndrome and Lissencephaly. May be involved in transcriptional regulation as a repressor.

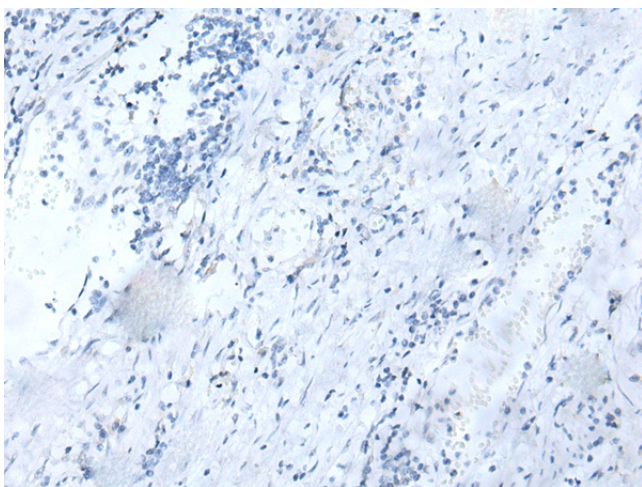
Synonyms: pHZ-32



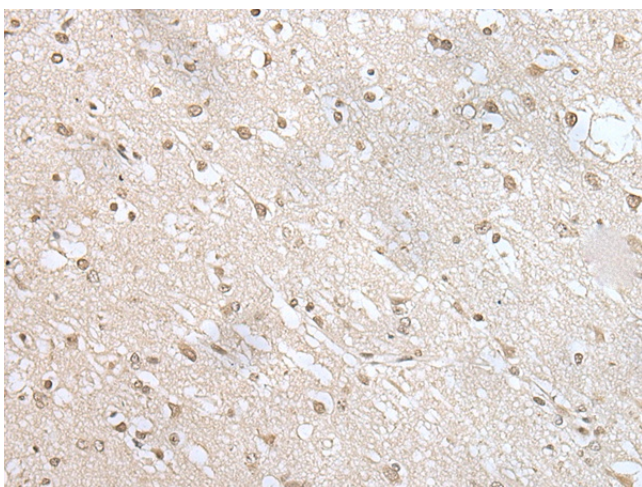
[View online »](#)

Product images:

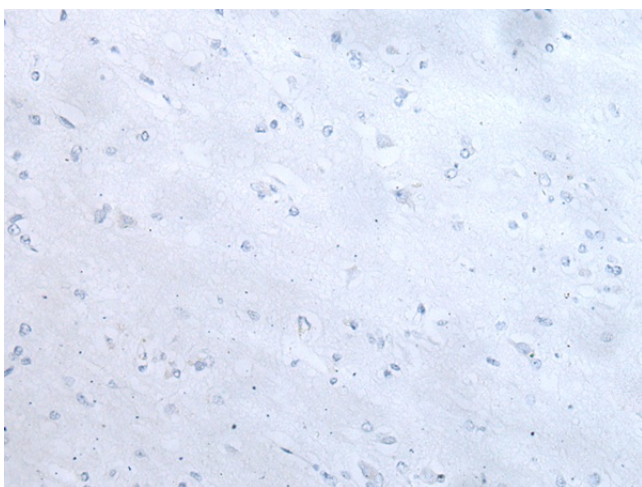
Immunohistochemistry of paraffin-embedded Human gastric cancer tissue using TA365376 (ZNF138 Antibody) at dilution 1/30 (Original magnification: $\times 200$)



Immunohistochemistry of paraffin-embedded Human gastric cancer tissue using TA365376 (ZNF138 Antibody) at dilution 1/30, treated with fusion protein. (Original magnification: $\times 200$)



Immunohistochemistry of paraffin-embedded Human brain tissue using TA365376 (ZNF138 Antibody) at dilution 1/30 (Original magnification: ×200)



Immunohistochemistry of paraffin-embedded Human brain tissue using TA365376 (ZNF138 Antibody) at dilution 1/30, treated with fusion protein. (Original magnification: ×200)