

## Product datasheet for **TA365254S**

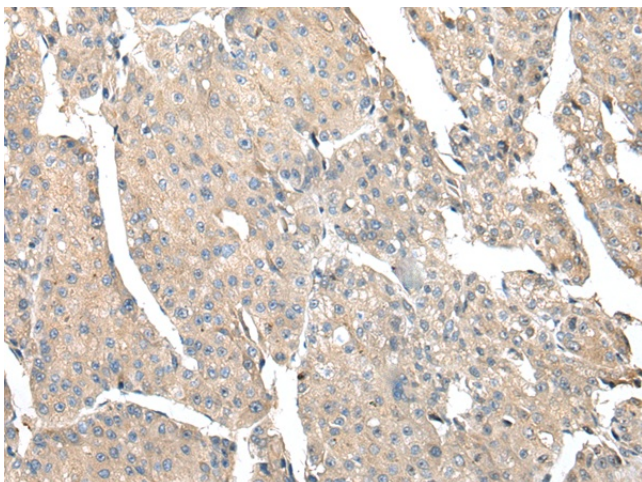
### OIT3 Rabbit Polyclonal Antibody

#### Product data:

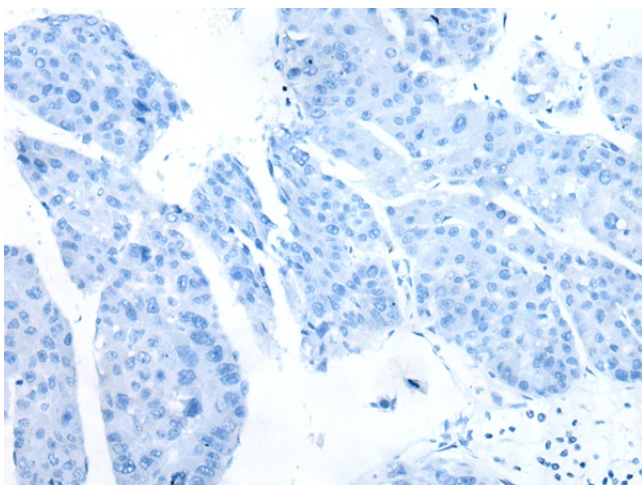
Product Type:	Primary Antibodies
Applications:	IHC
Recommended Dilution:	IHC: 25-100 Positive control: Human liver cancer Predicted cell location: Cytoplasm or Nucleus
Reactivity:	Human, Mouse, Rat
Host:	Rabbit
Isotype:	IgG
Clonality:	Polyclonal
Immunogen:	Fusion protein of human OIT3
Formulation:	pH7.4 PBS, 0.05% NaN <sub>3</sub> , 40% Glycerol
Purification:	Antigen affinity purification
Conjugation:	Unconjugated
Storage:	Store at -20°C.
Stability:	1 year
Gene Name:	oncoprotein induced transcript 3
Database Link:	<a href="#">Entrez Gene 170392 Human Q8WWZ8</a>
Background:	May be involved in hepatocellular function and development.
Synonyms:	FLJ39116; LZP



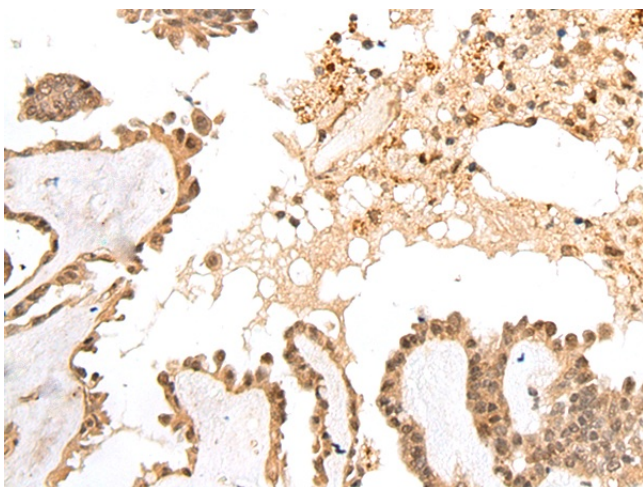
[View online »](#)

**Product images:**

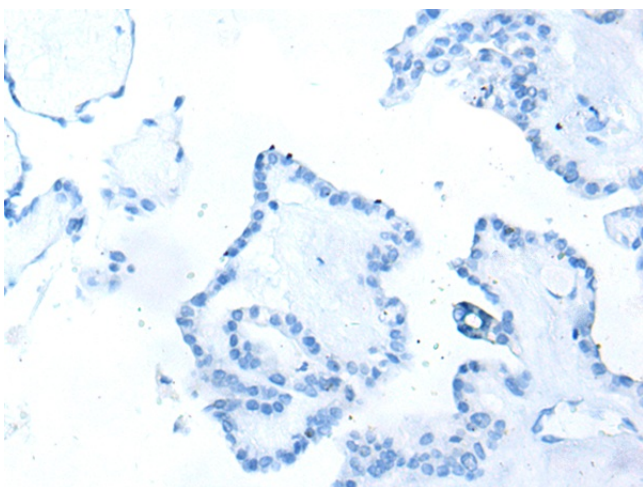
Immunohistochemistry of paraffin-embedded Human liver cancer tissue using [TA365254] (OIT3 Antibody) at dilution 1/35 (Original magnification: ×200)



Immunohistochemistry of paraffin-embedded Human liver cancer tissue using [TA365254] (OIT3 Antibody) at dilution 1/35, treated with fusion protein. (Original magnification: ×200)



Immunohistochemistry of paraffin-embedded Human thyroid cancer tissue using [TA365254] (OIT3 Antibody) at dilution 1/35 (Original magnification: x200)



Immunohistochemistry of paraffin-embedded Human thyroid cancer tissue using [TA365254] (OIT3 Antibody) at dilution 1/35, treated with fusion protein. (Original magnification: x200)