

## Product datasheet for **TA365244S**

### PRG3 Rabbit Polyclonal Antibody

#### Product data:

Product Type:	Primary Antibodies
Applications:	IHC
Recommended Dilution:	IHC: 25-100 Positive control: Human liver cancer Predicted cell location: Cytoplasm
Reactivity:	Human
Host:	Rabbit
Isotype:	IgG
Clonality:	Polyclonal
Immunogen:	Full length fusion protein
Formulation:	pH7.4 PBS, 0.05% NaN <sub>3</sub> , 40% Glycerol
Purification:	Antigen affinity purification
Conjugation:	Unconjugated
Storage:	Store at -20°C.
Stability:	1 year
Gene Name:	proteoglycan 3
Database Link:	<a href="#">Entrez Gene 10394 Human Q9Y2Y8</a>

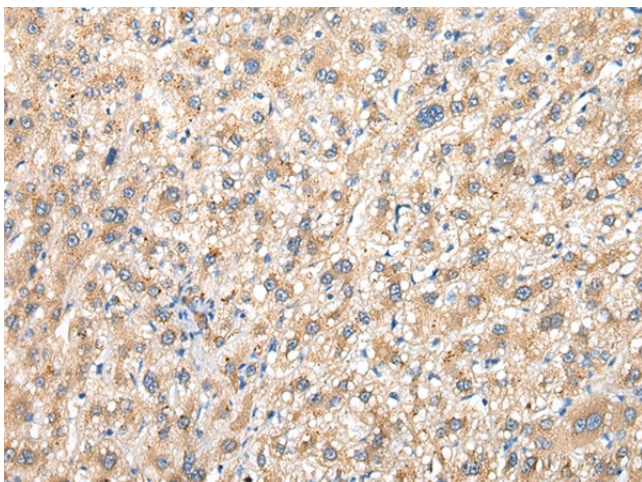
**Background:** This gene encodes a member of the plasticity-related gene (PRG) family. Members of the PRG family mediate lipid phosphate phosphatase activity in neurons and are known to be involved in neuronal plasticity. The protein encoded by this gene does not perform its function through enzymatic phospholipid degradation. This gene is strongly expressed in brain. It shows dynamic expression regulation during brain development and neuronal excitation. Alternatively spliced transcript variants encoding the same protein have been observed. Possesses similar cytotoxic and cytostimulatory activities to PRG2/MBP. In vitro, stimulates neutrophil superoxide production and IL8 release, and histamine and leukotriene C4 release from basophils.

**Synonyms:** MBP2; MBPH; MGC126662; MGC141971; Prepro-MBPH

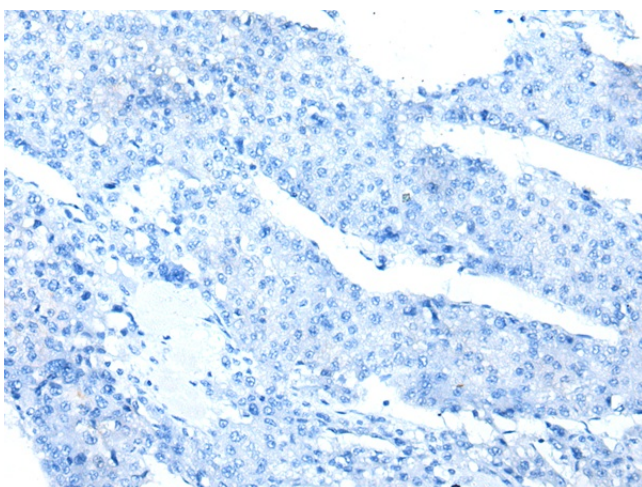


[View online »](#)

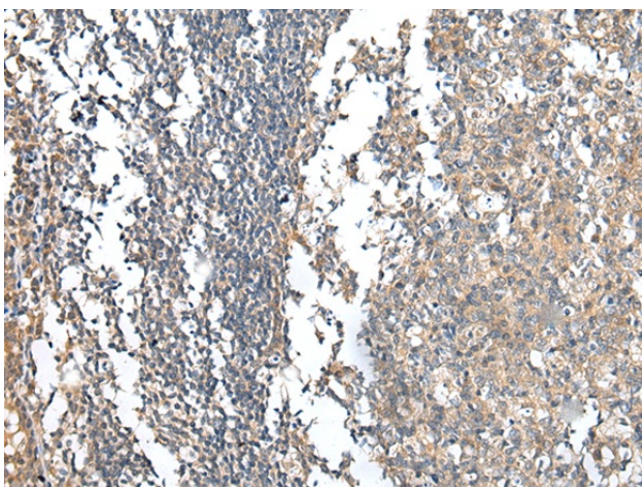
## Product images:



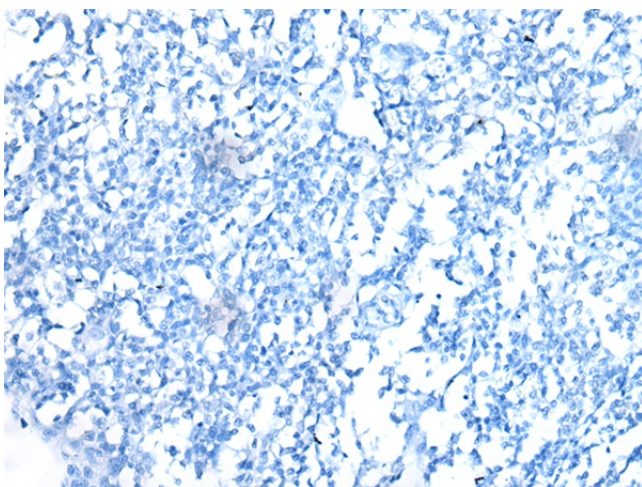
Immunohistochemistry of paraffin-embedded Human liver cancer tissue using [TA365244] (PRG3 Antibody) at dilution 1/30 (Original magnification: ×200)



Immunohistochemistry of paraffin-embedded Human liver cancer tissue using [TA365244] (PRG3 Antibody) at dilution 1/30, treated with fusion protein. (Original magnification: ×200)



Immunohistochemistry of paraffin-embedded Human tonsil tissue using [TA365244] (PRG3 Antibody) at dilution 1/30 (Original magnification: ×200)



Immunohistochemistry of paraffin-embedded Human tonsil tissue using [TA365244] (PRG3 Antibody) at dilution 1/30, treated with fusion protein. (Original magnification: ×200)