

## Product datasheet for **TA365140**

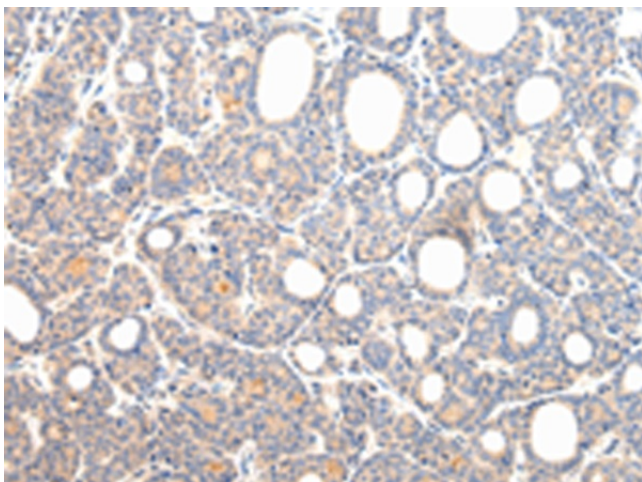
### VPS54 Rabbit Polyclonal Antibody

#### Product data:

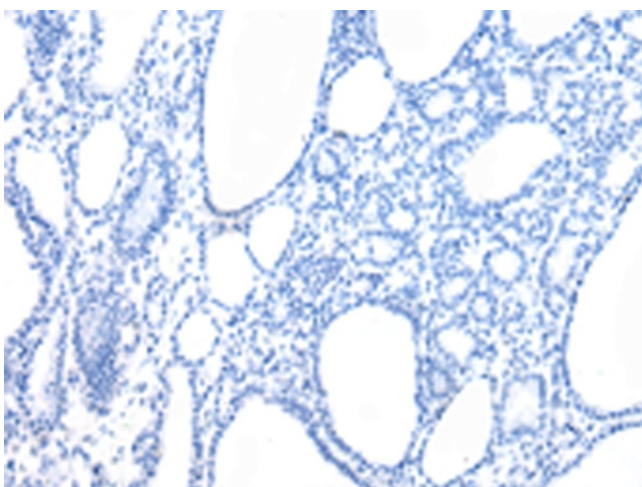
Product Type:	Primary Antibodies
Applications:	IHC
Recommended Dilution:	IHC: 25-100 Positive control: Human thyroid cancer Predicted cell location: Cytoplasm
Reactivity:	Human, Mouse, Rat
Host:	Rabbit
Isotype:	IgG
Clonality:	Polyclonal
Immunogen:	Fusion protein of human VPS54
Formulation:	pH7.4 PBS, 0.05% NaN <sub>3</sub> , 40% Glycerol
Concentration:	lot specific
Purification:	Antigen affinity purification
Conjugation:	Unconjugated
Storage:	Store at -20°C.
Stability:	1 year
Gene Name:	VPS54, GARP complex subunit
Database Link:	<a href="#">Entrez Gene 51542 Human Q9P1Q0</a>
Background:	This gene encodes for a protein that in yeast forms part of a trimeric vacuolar-protein-sorting complex that is required for retrograde transport of proteins from prevacuoles to the late Golgi compartment. As in yeast, mammalian Vps54 proteins contain a coiled-coil region and dileucine motifs. Alternative splicing results in multiple transcript variants encoding different isoforms.
Synonyms:	HCC8; HOM-HCC-8; hVps54L; SLP-8p; VPS54L



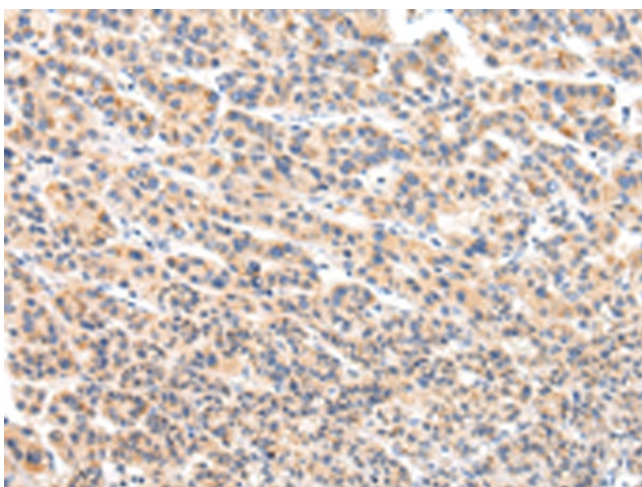
[View online »](#)

**Product images:**

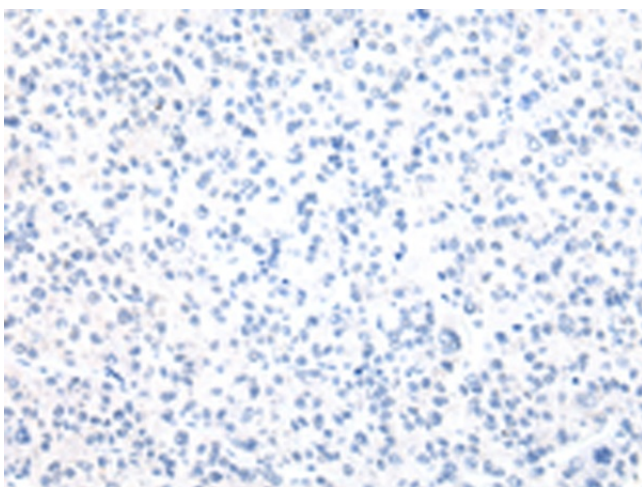
Immunohistochemistry of paraffin-embedded Human thyroid cancer tissue using TA365140 (VPS54 Antibody) at dilution 1/20 (Original magnification:  $\times 200$ )



Immunohistochemistry of paraffin-embedded Human thyroid cancer tissue using TA365140 (VPS54 Antibody) at dilution 1/20, treated with fusion protein. (Original magnification:  $\times 200$ )



Immunohistochemistry of paraffin-embedded Human liver cancer tissue using TA365140 (VPS54 Antibody) at dilution 1/20 (Original magnification:  $\times 200$ )



Immunohistochemistry of paraffin-embedded Human liver cancer tissue using TA365140 (VPS54 Antibody) at dilution 1/20, treated with fusion protein. (Original magnification:  $\times 200$ )