

Product datasheet for **TA365127**

USP45 Rabbit Polyclonal Antibody

Product data:

Product Type:	Primary Antibodies
Applications:	IHC
Recommended Dilution:	IHC: 25-100 Positive control: Human prostate cancer Predicted cell location: Cytoplasm or Nucleus
Reactivity:	Human, Mouse
Host:	Rabbit
Isotype:	IgG
Clonality:	Polyclonal
Immunogen:	Full length fusion protein
Formulation:	pH7.4 PBS, 0.05% NaN ₃ , 40% Glycerol
Concentration:	lot specific
Purification:	Antigen affinity purification
Conjugation:	Unconjugated
Storage:	Store at -20°C.
Stability:	1 year
Gene Name:	ubiquitin specific peptidase 45
Database Link:	Entrez Gene 85015 Human Q70EL2



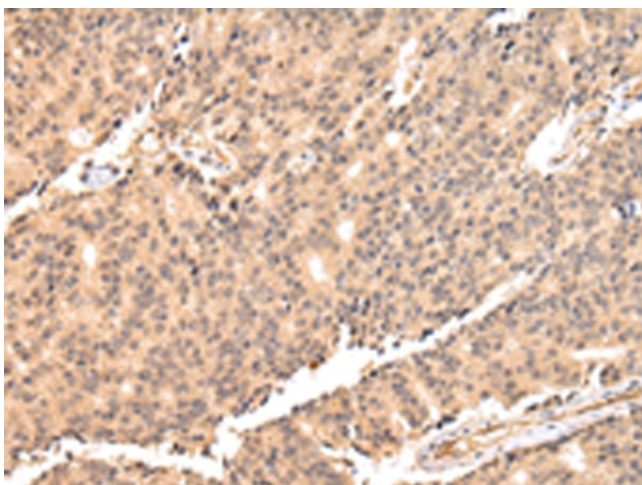
[View online »](#)

Background:

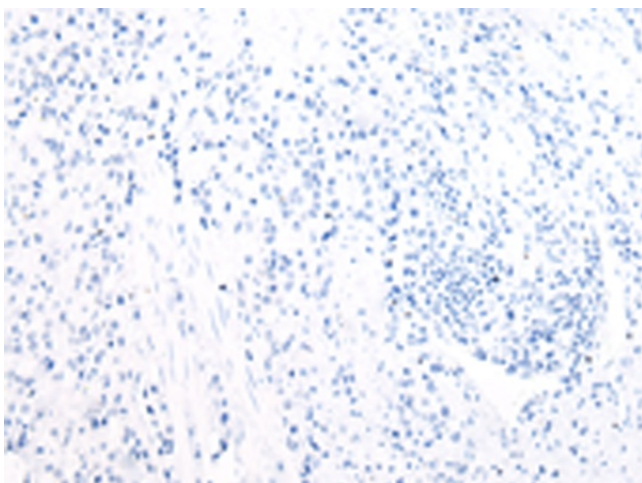
The ubiquitin (Ub) pathway involves three sequential enzymatic steps that facilitate the conjugation of Ub and Ub-like molecules to specific protein substrates. A wide range of enzymes facilitate the proteolytic Ub pathway, including USPs (ubiquitin specific peptidases), which are cysteine proteases that are responsible for the release of ubiquitin from a ubiquitylated substrate and precursor fusion proteins. USP45 (Ubiquitin carboxyl-terminal hydrolase 45), also known as Deubiquitinating enzyme 45, is a 819 amino acid protein that is involved in ubiquitin-dependent protein catabolism. USP45 differs from other USPs in that it contains a UBP-type zinc finger, a domain which binds ubiquitin. Although USP45 is broadly expressed, the highest levels can be found in skeletal muscle, spleen and ovary. There are three isoforms of USP45 which are produced as a result of alternative splicing.

Synonyms:

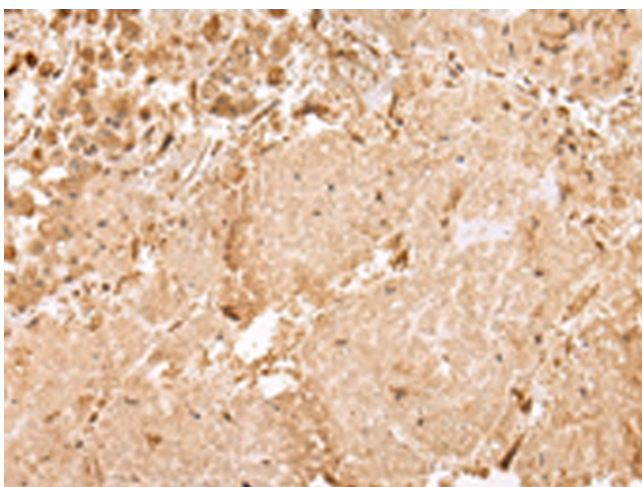
MGC14793

Product images:

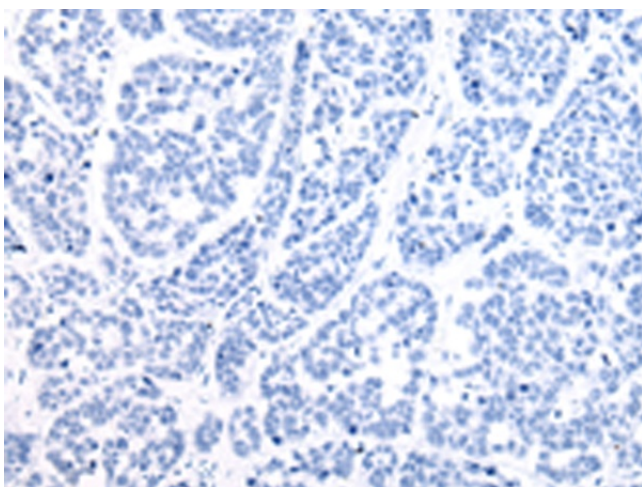
Immunohistochemistry of paraffin-embedded Human prostate cancer tissue using TA365127 (USP45 Antibody) at dilution 1/25 (Original magnification: $\times 200$)



Immunohistochemistry of paraffin-embedded Human prostate cancer tissue using TA365127 (USP45 Antibody) at dilution 1/25, treated with fusion protein. (Original magnification: $\times 200$)



Immunohistochemistry of paraffin-embedded Human esophagus cancer tissue using TA365127 (USP45 Antibody) at dilution 1/25 (Original magnification: ×200)



Immunohistochemistry of paraffin-embedded Human esophagus cancer tissue using TA365127 (USP45 Antibody) at dilution 1/25, treated with fusion protein. (Original magnification: ×200)