

Product datasheet for **TA365119S**

UGCGL2 (UGGT2) Rabbit Polyclonal Antibody

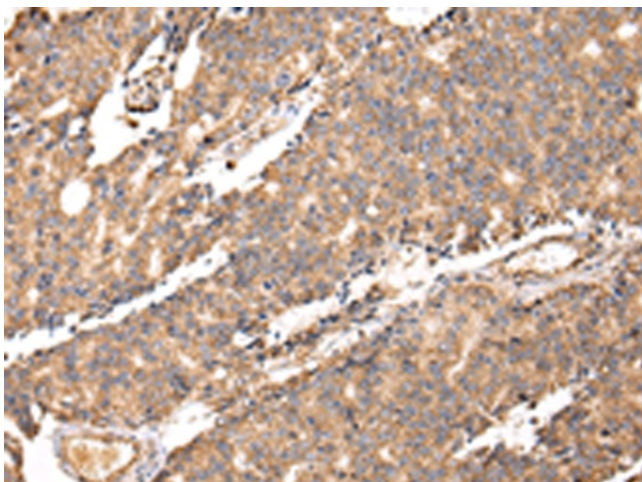
Product data:

Product Type:	Primary Antibodies
Applications:	IHC
Recommended Dilution:	IHC: 25-100 Positive control: Human prostate cancer Predicted cell location: Cytoplasm
Reactivity:	Human
Host:	Rabbit
Isotype:	IgG
Clonality:	Polyclonal
Immunogen:	Full length fusion protein
Formulation:	pH7.4 PBS, 0.05% NaN ₃ , 40% Glycerol
Purification:	Antigen affinity purification
Conjugation:	Unconjugated
Storage:	Store at -20°C.
Stability:	1 year
Gene Name:	UDP-glucose glycoprotein glucosyltransferase 2
Database Link:	Entrez Gene 55757 Human Q9NYU1
Background:	UDP-glucose:glycoprotein glucosyltransferase (UGT) is a soluble protein of the endoplasmic reticulum (ER) that selectively reglucosylates unfolded glycoproteins, thus providing quality control for protein transport out of the ER.
Synonyms:	1810064L21Rik; 3110001A05Rik; 3110027P15Rik; A230065J02Rik; AW047562; Ugcgl2

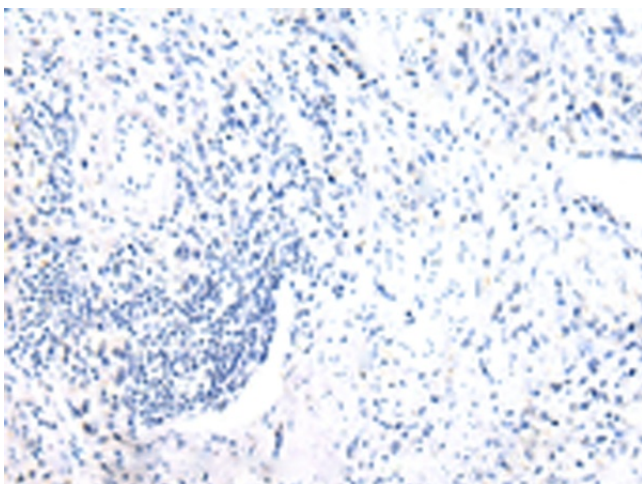


[View online »](#)

Product images:



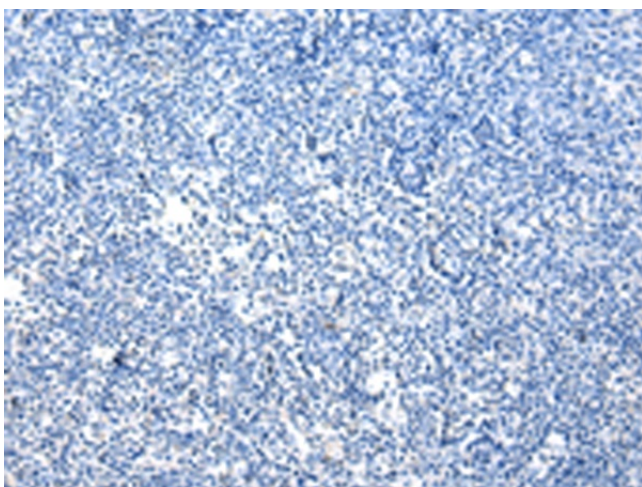
Immunohistochemistry of paraffin-embedded Human prostate cancer tissue using [TA365119] (UGGT2 Antibody) at dilution 1/20 (Original magnification: $\times 200$)



Immunohistochemistry of paraffin-embedded Human prostate cancer tissue using [TA365119] (UGGT2 Antibody) at dilution 1/20, treated with fusion protein. (Original magnification: $\times 200$)



Immunohistochemistry of paraffin-embedded Human tonsil tissue using [TA365119] (UGGT2 Antibody) at dilution 1/20 (Original magnification: ×200)



Immunohistochemistry of paraffin-embedded Human tonsil tissue using [TA365119] (UGGT2 Antibody) at dilution 1/20, treated with fusion protein. (Original magnification: ×200)