

## Product datasheet for **TA365119**

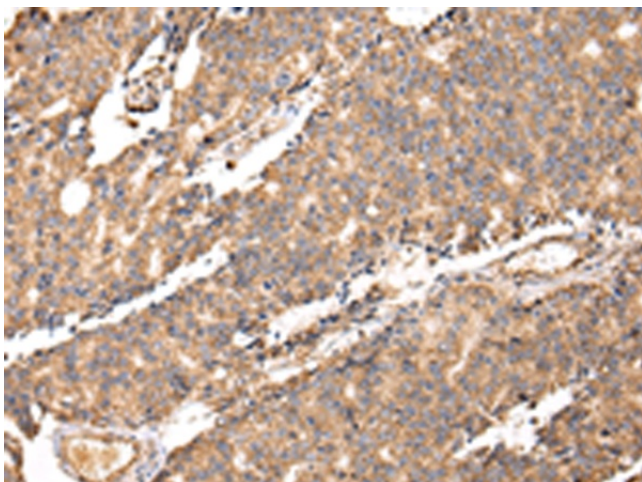
### UGCGL2 (UGGT2) Rabbit Polyclonal Antibody

#### Product data:

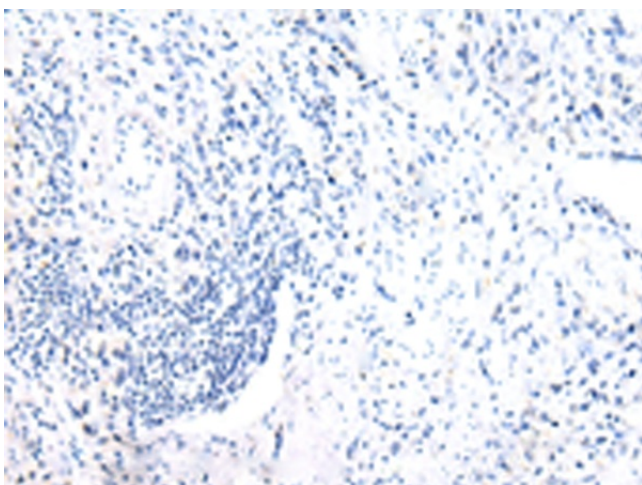
Product Type:	Primary Antibodies
Applications:	IHC
Recommended Dilution:	IHC: 25-100 Positive control: Human prostate cancer Predicted cell location: Cytoplasm
Reactivity:	Human
Host:	Rabbit
Isotype:	IgG
Clonality:	Polyclonal
Immunogen:	Full length fusion protein
Formulation:	pH7.4 PBS, 0.05% NaN <sub>3</sub> , 40% Glycerol
Concentration:	lot specific
Purification:	Antigen affinity purification
Conjugation:	Unconjugated
Storage:	Store at -20°C.
Stability:	1 year
Gene Name:	UDP-glucose glycoprotein glucosyltransferase 2
Database Link:	<a href="#">Entrez Gene 55757 Human Q9NYU1</a>
Background:	UDP-glucose:glycoprotein glucosyltransferase (UGT) is a soluble protein of the endoplasmic reticulum (ER) that selectively reglucosylates unfolded glycoproteins, thus providing quality control for protein transport out of the ER.
Synonyms:	1810064L21Rik; 3110001A05Rik; 3110027P15Rik; A230065J02Rik; AW047562; Ugcgl2




[View online »](#)

**Product images:**

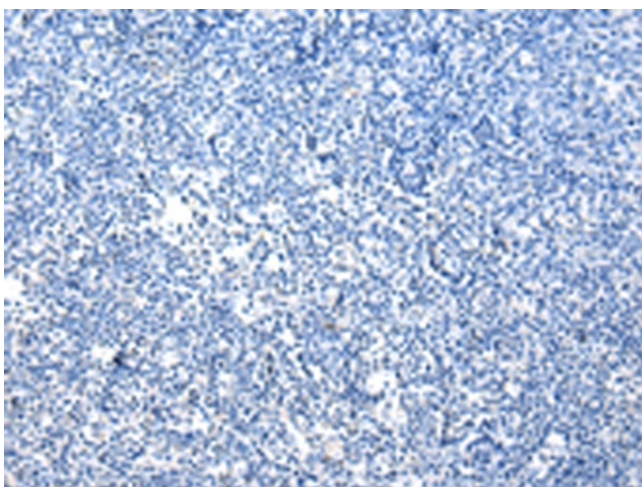
Immunohistochemistry of paraffin-embedded Human prostate cancer tissue using TA365119 (UGGT2 Antibody) at dilution 1/20 (Original magnification:  $\times 200$ )



Immunohistochemistry of paraffin-embedded Human prostate cancer tissue using TA365119 (UGGT2 Antibody) at dilution 1/20, treated with fusion protein. (Original magnification:  $\times 200$ )



Immunohistochemistry of paraffin-embedded Human tonsil tissue using TA365119 (UGGT2 Antibody) at dilution 1/20 (Original magnification:  $\times 200$ )



Immunohistochemistry of paraffin-embedded Human tonsil tissue using TA365119 (UGGT2 Antibody) at dilution 1/20, treated with fusion protein. (Original magnification:  $\times 200$ )