

Product datasheet for **TA365099S**

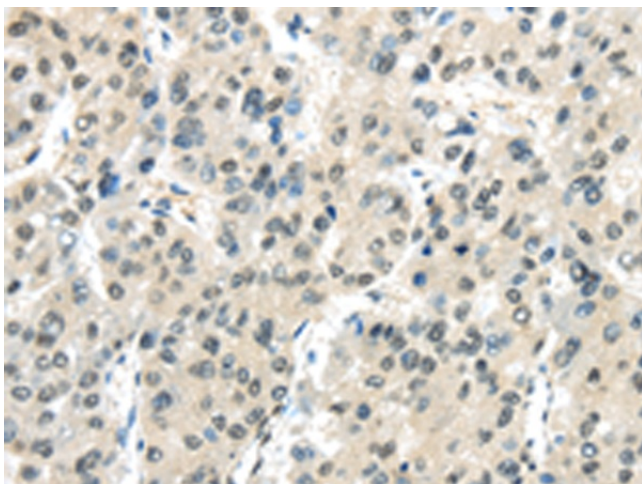
MED18 Rabbit Polyclonal Antibody

Product data:

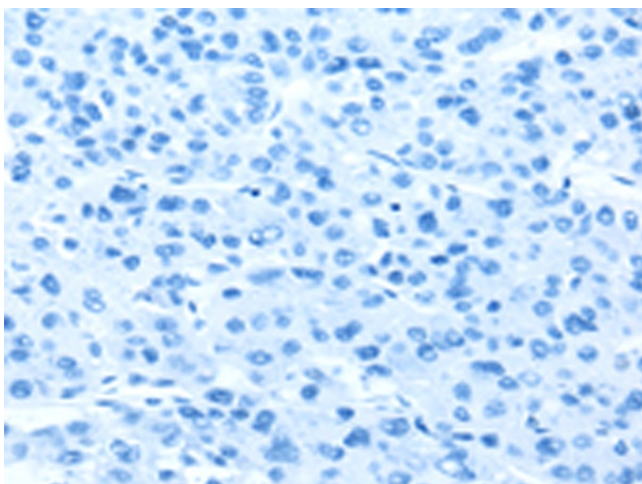
Product Type:	Primary Antibodies
Applications:	IHC
Recommended Dilution:	IHC: 20-100 Positive control: Human liver cancer Predicted cell location: Nucleus
Reactivity:	Human, Mouse
Host:	Rabbit
Isotype:	IgG
Clonality:	Polyclonal
Immunogen:	Full length fusion protein
Formulation:	pH7.4 PBS, 0.05% NaN ₃ , 40% Glycerol
Purification:	Antigen affinity purification
Conjugation:	Unconjugated
Storage:	Store at -20°C.
Stability:	1 year
Gene Name:	mediator complex subunit 18
Database Link:	Entrez Gene 54797 Human Q9BUE0
Background:	MED18 is a component of the Mediator complex, which is a coactivator for DNA-binding factors that activate transcription via RNA polymerase II (Sato et al., 2003 [PubMed 12584197]).
Synonyms:	FLJ20045; p28b



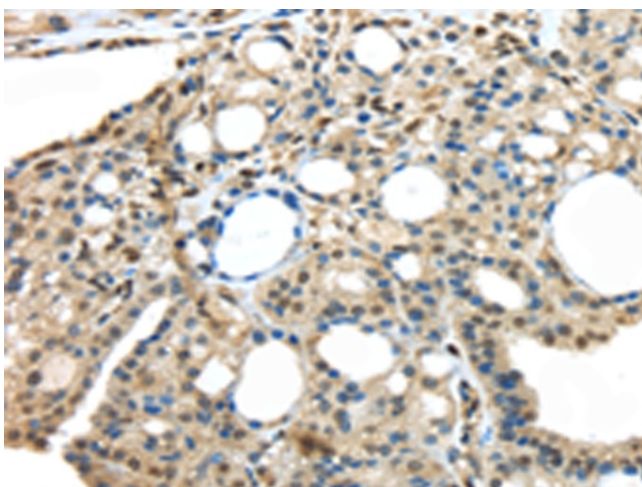
[View online »](#)

Product images:

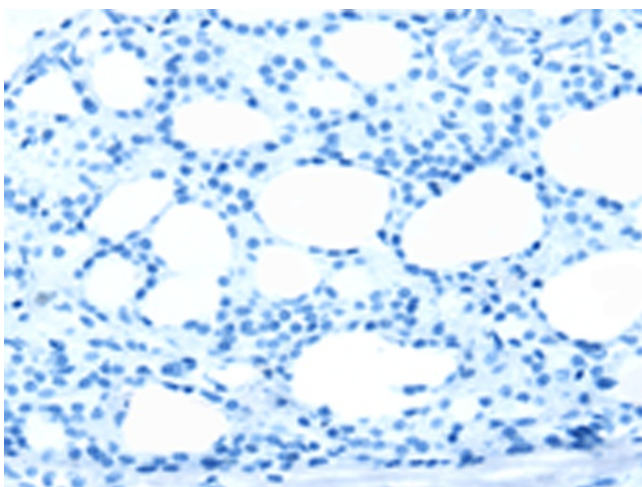
Immunohistochemistry of paraffin-embedded Human liver cancer tissue using [TA365099] (MED18 Antibody) at dilution 1/20 (Original magnification: $\times 200$)



Immunohistochemistry of paraffin-embedded Human liver cancer tissue using [TA365099] (MED18 Antibody) at dilution 1/20, treated with fusion protein. (Original magnification: $\times 200$)



Immunohistochemistry of paraffin-embedded Human thyroid cancer tissue using [TA365099] (MED18 Antibody) at dilution 1/20 (Original magnification: ×200)



Immunohistochemistry of paraffin-embedded Human thyroid cancer tissue using [TA365099] (MED18 Antibody) at dilution 1/20, treated with fusion protein. (Original magnification: ×200)