

Product datasheet for **TA365075**

TRIM23 Rabbit Polyclonal Antibody

Product data:

Product Type:	Primary Antibodies
Applications:	IHC
Recommended Dilution:	IHC: 35-200 Positive control: Human colorectal cancer Predicted cell location: Nucleus or Cytoplasm
Reactivity:	Human, Mouse, Rat
Host:	Rabbit
Isotype:	IgG
Clonality:	Polyclonal
Immunogen:	Fusion protein of human TRIM23
Formulation:	pH7.4 PBS, 0.05% NaN ₃ , 40% Glycerol
Concentration:	lot specific
Purification:	Antigen affinity purification
Conjugation:	Unconjugated
Storage:	Store at -20°C.
Stability:	1 year
Gene Name:	tripartite motif containing 23
Database Link:	Entrez Gene 373 Human P36406



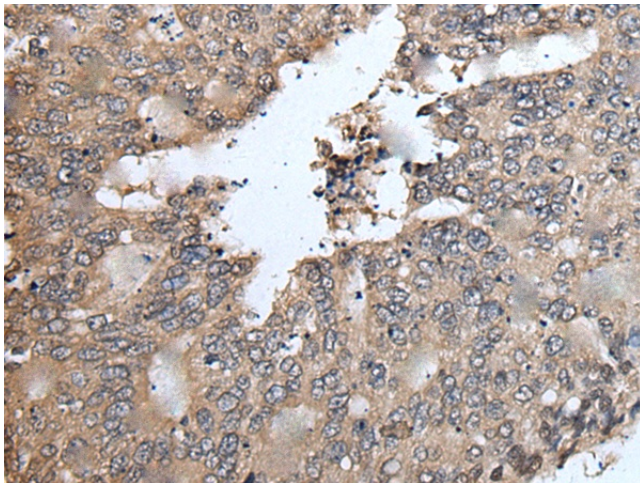
[View online »](#)

Background:

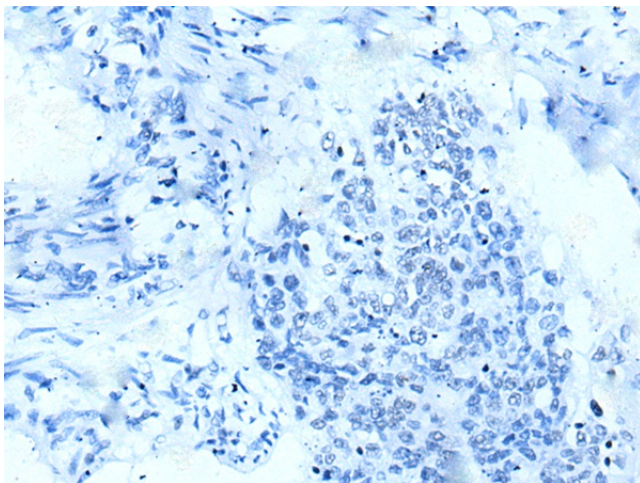
The protein encoded by this gene is a member of the tripartite motif (TRIM) family. The TRIM motif includes three zinc-binding domains, a RING, a B-box type 1 and a B-box type 2, and a coiled-coil region. This protein is also a member of the ADP ribosylation factor family of guanine nucleotide-binding family of proteins. Its carboxy terminus contains an ADP-ribosylation factor domain and a guanine nucleotide binding site, while the amino terminus contains a GTPase activating protein domain which acts on the guanine nucleotide binding site. The protein localizes to lysosomes and the Golgi apparatus. It plays a role in the formation of intracellular transport vesicles, their movement from one compartment to another, and phospholipase D activation. Three alternatively spliced transcript variants for this gene have been described.

Synonyms:

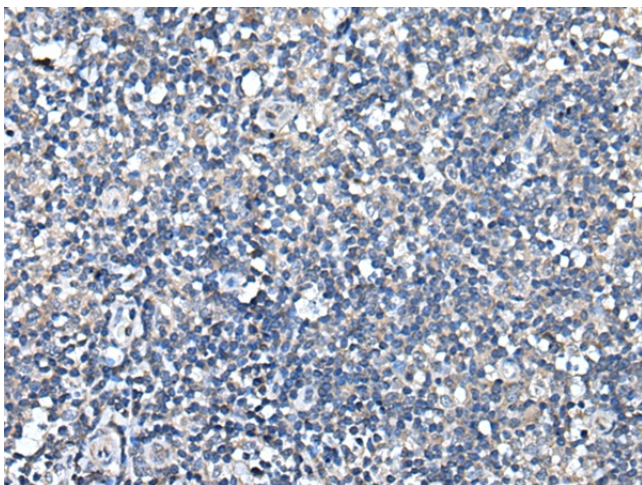
ARD1; ARFD1; RNF46

Product images:

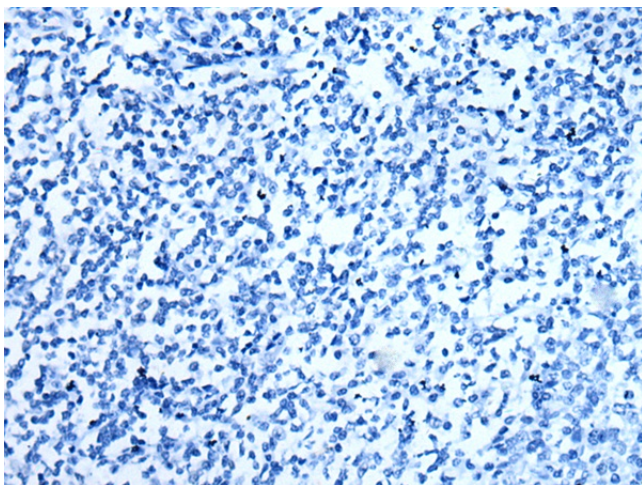
Immunohistochemistry of paraffin-embedded Human colorectal cancer tissue using TA365075 (TRIM23 Antibody) at dilution 1/55 (Original magnification: $\times 200$)



Immunohistochemistry of paraffin-embedded Human colorectal cancer tissue using TA365075 (TRIM23 Antibody) at dilution 1/55, treated with fusion protein. (Original magnification: $\times 200$)



Immunohistochemistry of paraffin-embedded Human tonsil tissue using TA365075 (TRIM23 Antibody) at dilution 1/55 (Original magnification: x200)



Immunohistochemistry of paraffin-embedded Human tonsil tissue using TA365075 (TRIM23 Antibody) at dilution 1/55, treated with fusion protein. (Original magnification: x200)