

## Product datasheet for **TA364827**

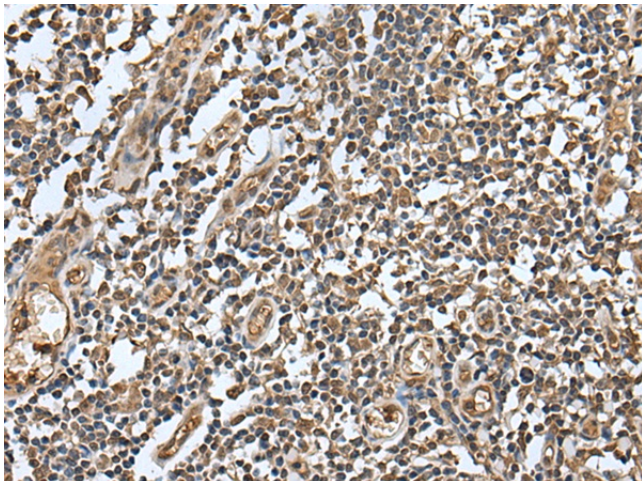
### **HBXIP (LAMTOR5) Rabbit Polyclonal Antibody**

#### **Product data:**

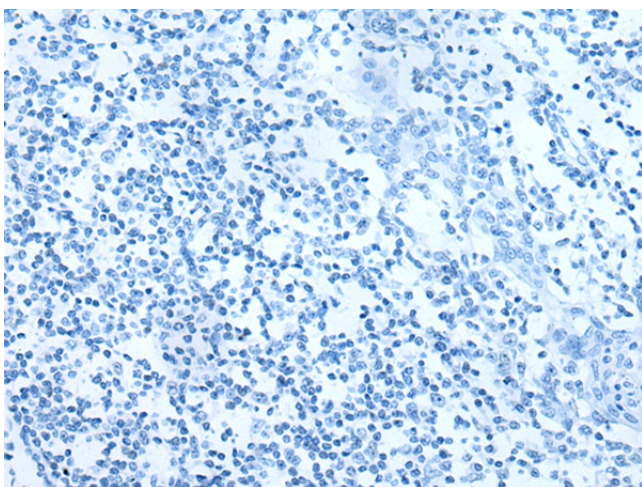
Product Type:	Primary Antibodies
Applications:	IHC
Recommended Dilution:	IHC: 40-250 Positive control: Human tonsil Predicted cell location: Cytoplasm or Nucleus
Reactivity:	Human, Mouse
Host:	Rabbit
Isotype:	IgG
Clonality:	Polyclonal
Immunogen:	Full length fusion protein
Formulation:	pH7.4 PBS, 0.05% NaN <sub>3</sub> , 40% Glycerol
Concentration:	lot specific
Purification:	Antigen affinity purification
Conjugation:	Unconjugated
Storage:	Store at -20°C.
Stability:	1 year
Gene Name:	late endosomal/lysosomal adaptor, MAPK and MTOR activator 5
Database Link:	<a href="#">Entrez Gene 10542 Human O43504</a>
Background:	This gene encodes a protein that specifically complexes with the C-terminus of hepatitis B virus X protein (HBx). The function of this protein is to negatively regulate HBx activity and thus to alter the replication life cycle of the virus.
Synonyms:	1110003H18Rik; Hbxip; XIP



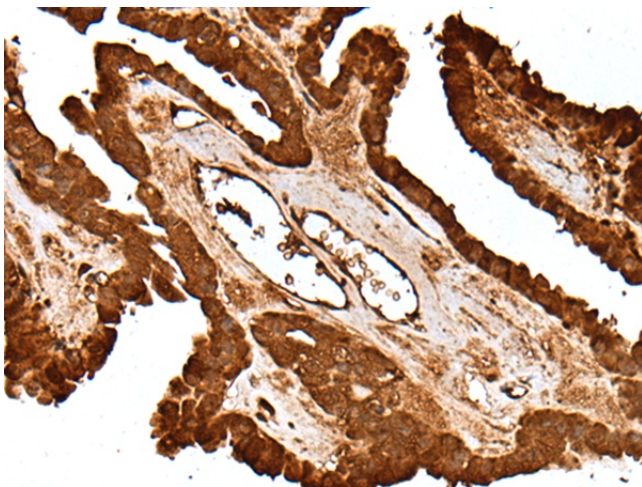
[View online »](#)

**Product images:**

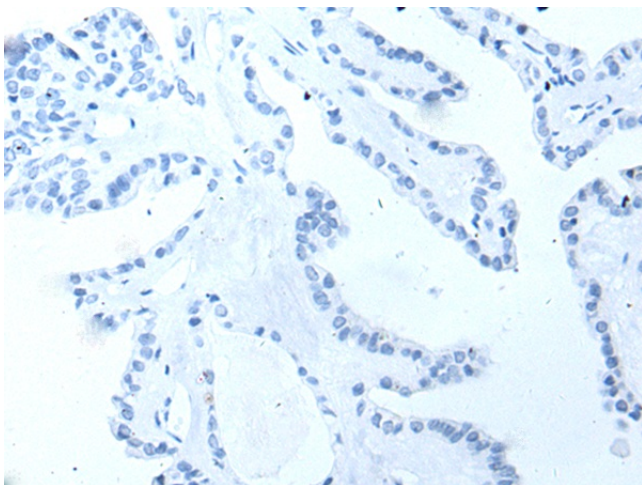
Immunohistochemistry of paraffin-embedded Human tonsil tissue using TA364827 (LAMTOR5 Antibody) at dilution 1/55 (Original magnification: ×200)



Immunohistochemistry of paraffin-embedded Human tonsil tissue using TA364827 (LAMTOR5 Antibody) at dilution 1/55, treated with fusion protein. (Original magnification: ×200)



Immunohistochemistry of paraffin-embedded Human thyroid cancer tissue using TA364827 (LAMTOR5 Antibody) at dilution 1/55 (Original magnification:  $\times 200$ )



Immunohistochemistry of paraffin-embedded Human thyroid cancer tissue using TA364827 (LAMTOR5 Antibody) at dilution 1/55, treated with fusion protein. (Original magnification:  $\times 200$ )