

## Product datasheet for **TA364784S**

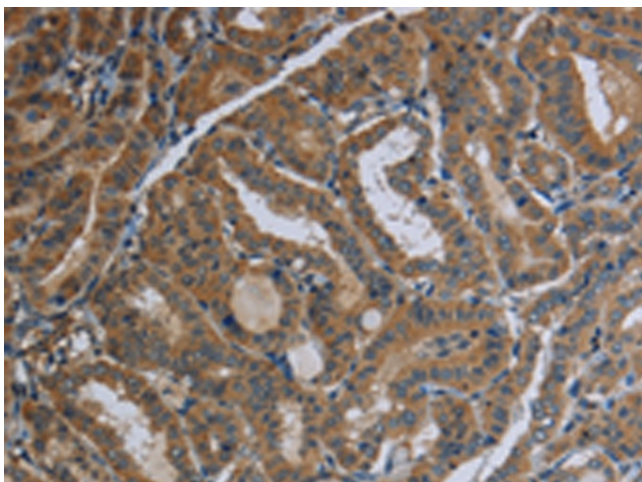
### FAAH1 (FAAH) Rabbit Polyclonal Antibody

#### Product data:

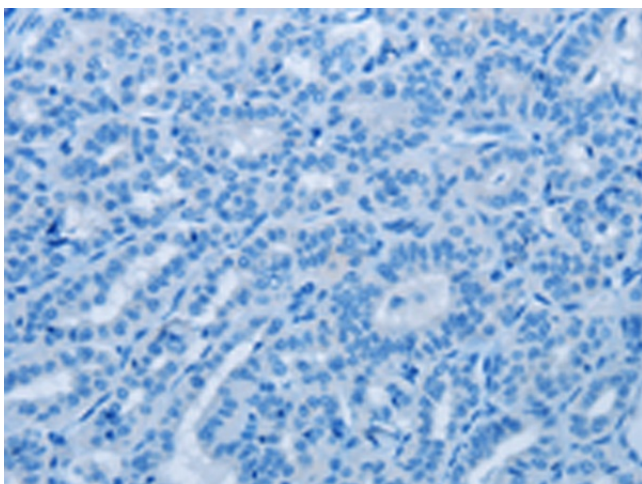
Product Type:	Primary Antibodies
Applications:	IHC
Recommended Dilution:	IHC: 50-200 Positive control: Human thyroid cancer Predicted cell location: Cytoplasm
Reactivity:	Human, Mouse, Rat
Host:	Rabbit
Isotype:	IgG
Clonality:	Polyclonal
Immunogen:	Fusion protein of human FAAH
Formulation:	pH7.4 PBS, 0.05% NaN <sub>3</sub> , 40% Glycerol
Purification:	Antigen affinity purification
Conjugation:	Unconjugated
Storage:	Store at -20°C.
Stability:	1 year
Gene Name:	fatty acid amide hydrolase
Database Link:	<a href="#">Entrez Gene 2166 Human O00519</a>
Background:	This gene encodes a protein that is responsible for the hydrolysis of a number of primary and secondary fatty acid amides, including the neuromodulatory compounds anandamide and oleamide.
Synonyms:	FAAH-1; FAAH1; MGC102823; MGC138146



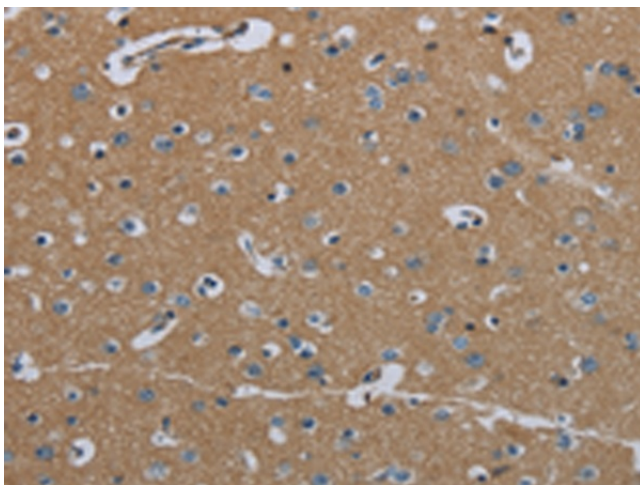
[View online »](#)

**Product images:**

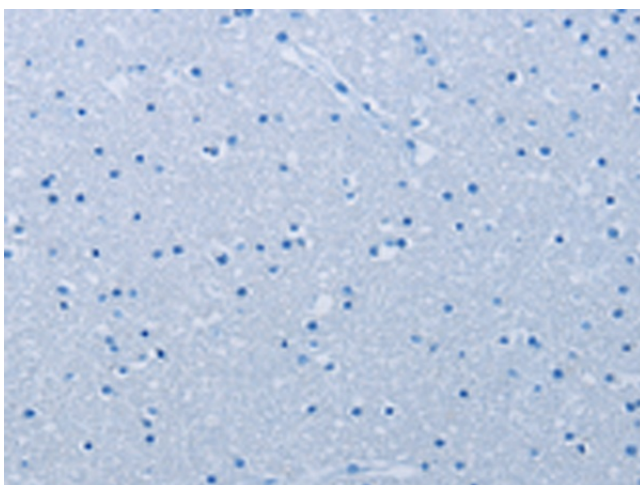
Immunohistochemistry of paraffin-embedded Human thyroid cancer tissue using [TA364784] (FAAH Antibody) at dilution 1/40 (Original magnification: ×200)



Immunohistochemistry of paraffin-embedded Human thyroid cancer tissue using [TA364784] (FAAH Antibody) at dilution 1/40, treated with fusion protein. (Original magnification: ×200)



Immunohistochemistry of paraffin-embedded Human brain tissue using [TA364784] (FAAH Antibody) at dilution 1/40 (Original magnification: ×200)



Immunohistochemistry of paraffin-embedded Human brain tissue using [TA364784] (FAAH Antibody) at dilution 1/40, treated with fusion protein. (Original magnification: ×200)