

## Product datasheet for **TA364749S**

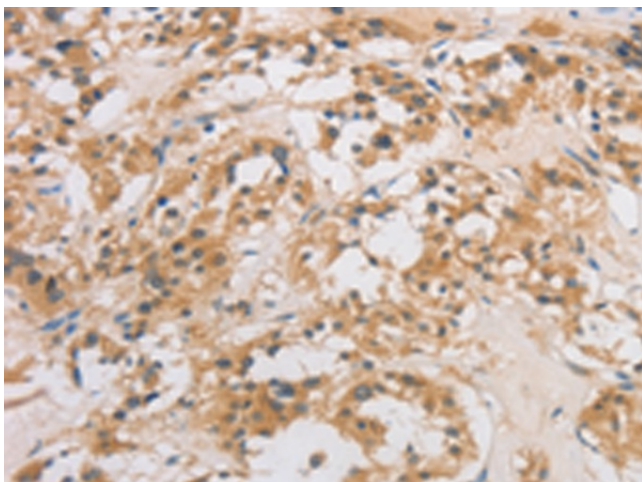
### DCTN5 Rabbit Polyclonal Antibody

#### Product data:

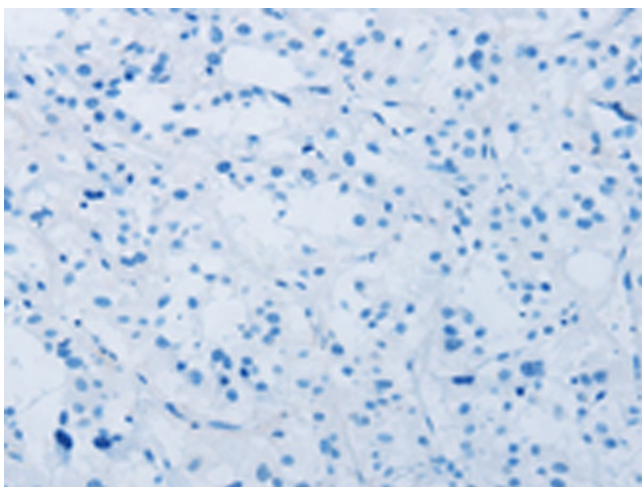
Product Type:	Primary Antibodies
Applications:	IHC
Recommended Dilution:	IHC: 25-100 Positive control: Human thyroid cancer Predicted cell location: Cytoplasm
Reactivity:	Human, Mouse
Host:	Rabbit
Isotype:	IgG
Clonality:	Polyclonal
Immunogen:	Fusion protein of human DCTN5
Formulation:	pH7.4 PBS, 0.05% NaN <sub>3</sub> , 40% Glycerol
Purification:	Antigen affinity purification
Conjugation:	Unconjugated
Storage:	Store at -20°C.
Stability:	1 year
Gene Name:	dynactin subunit 5
Database Link:	<a href="#">Entrez Gene 84516 Human Q9BTE1</a>
Background:	This gene encodes a subunit of dynactin, a component of the cytoplasmic dynein motor machinery involved in minus-end-directed transport. The encoded protein is a component of the pointed-end subcomplex and is thought to bind membranous cargo. A pseudogene of this gene is located on the long arm of chromosome 1. Alternatively spliced transcript variants encoding multiple isoforms have been observed for this gene.
Synonyms:	MGC3248; p25



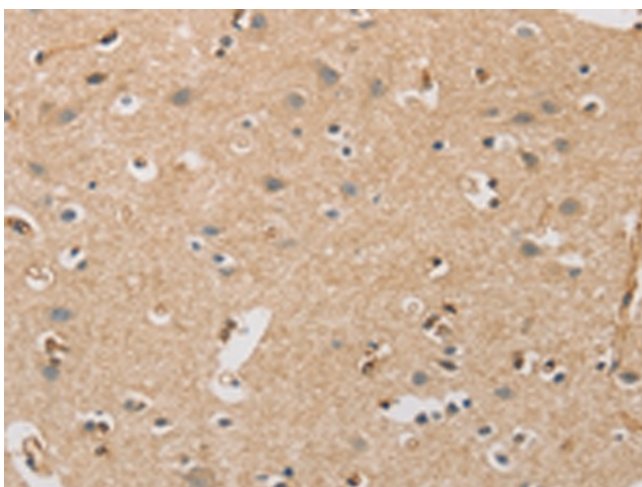
[View online »](#)

**Product images:**

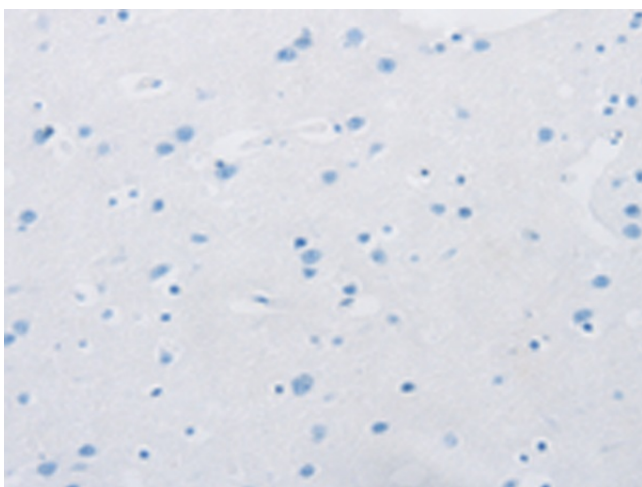
Immunohistochemistry of paraffin-embedded Human thyroid cancer tissue using [TA364749] (DCTN5 Antibody) at dilution 1/20 (Original magnification:  $\times 200$ )



Immunohistochemistry of paraffin-embedded Human thyroid cancer tissue using [TA364749] (DCTN5 Antibody) at dilution 1/20, treated with fusion protein. (Original magnification:  $\times 200$ )



Immunohistochemistry of paraffin-embedded Human brain tissue using [TA364749] (DCTN5 Antibody) at dilution 1/20 (Original magnification: ×200)



Immunohistochemistry of paraffin-embedded Human brain tissue using [TA364749] (DCTN5 Antibody) at dilution 1/20, treated with fusion protein. (Original magnification: ×200)