

Product datasheet for **TA364699**

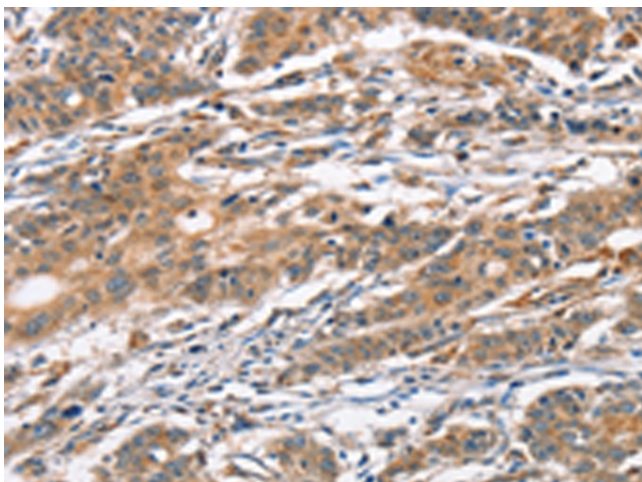
CAMKIV (CAMK4) Rabbit Polyclonal Antibody

Product data:

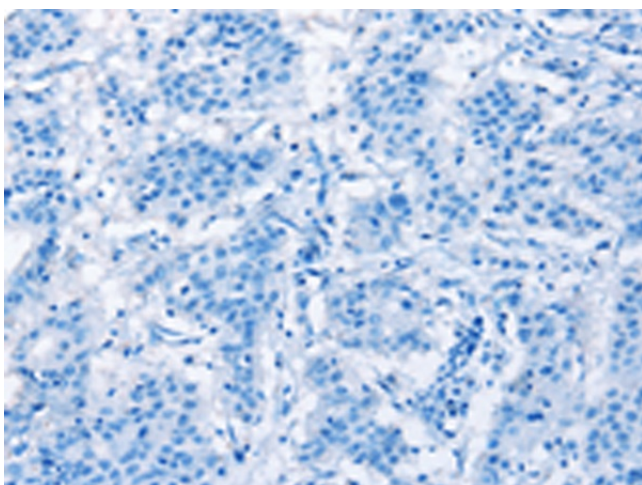
Product Type:	Primary Antibodies
Applications:	IHC
Recommended Dilution:	IHC: 50-200 Positive control: Human gastric cancer Predicted cell location: Cytoplasm
Reactivity:	Human, Mouse, Rat
Host:	Rabbit
Isotype:	IgG
Clonality:	Polyclonal
Immunogen:	Fusion protein of human CAMK4
Formulation:	pH7.4 PBS, 0.05% NaN3, 40% Glycerol
Concentration:	lot specific
Purification:	Antigen affinity purification
Conjugation:	Unconjugated
Storage:	Store at -20°C.
Stability:	1 year
Gene Name:	calcium/calmodulin-dependent protein kinase IV
Database Link:	Entrez Gene 814 Human Q16566
Background:	The product of this gene belongs to the serine/threonine protein kinase family, and to the Ca(2+)/calmodulin-dependent protein kinase subfamily. This enzyme is a multifunctional serine/threonine protein kinase with limited tissue distribution, that has been implicated in transcriptional regulation in lymphocytes, neurons and male germ cells.
Synonyms:	CaMK-GR; MGC36771



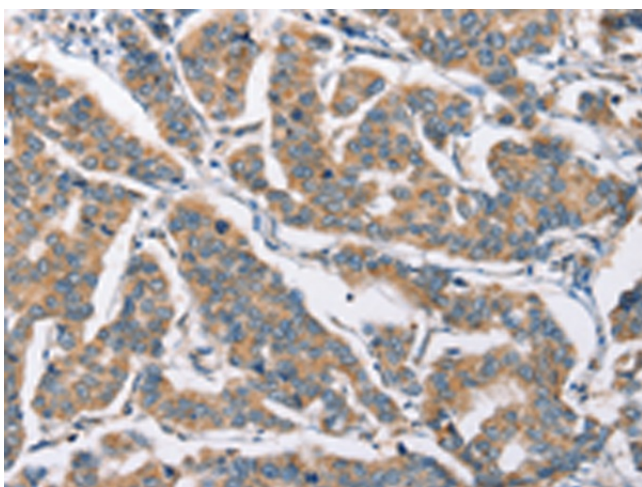
[View online »](#)

Product images:

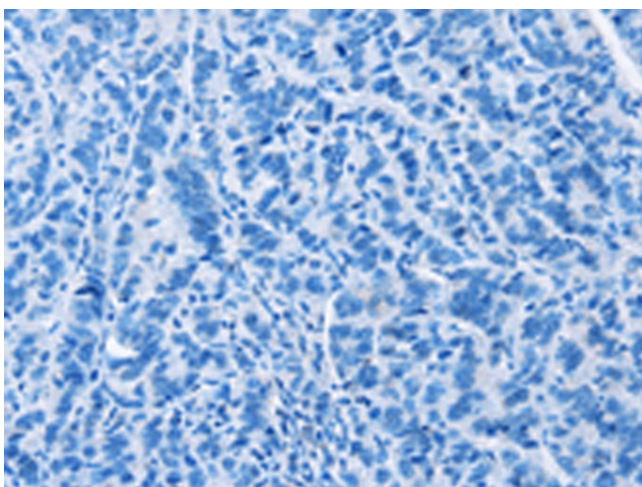
Immunohistochemistry of paraffin-embedded Human gastric cancer tissue using TA364699 (CAMK4 Antibody) at dilution 1/40 (Original magnification: $\times 200$)



Immunohistochemistry of paraffin-embedded Human gastric cancer tissue using TA364699 (CAMK4 Antibody) at dilution 1/40, treated with fusion protein. (Original magnification: $\times 200$)



Immunohistochemistry of paraffin-embedded Human breast cancer tissue using TA364699 (CAMK4 Antibody) at dilution 1/40 (Original magnification: ×200)



Immunohistochemistry of paraffin-embedded Human breast cancer tissue using TA364699 (CAMK4 Antibody) at dilution 1/40, treated with fusion protein. (Original magnification: ×200)