

Product datasheet for **TA364643**

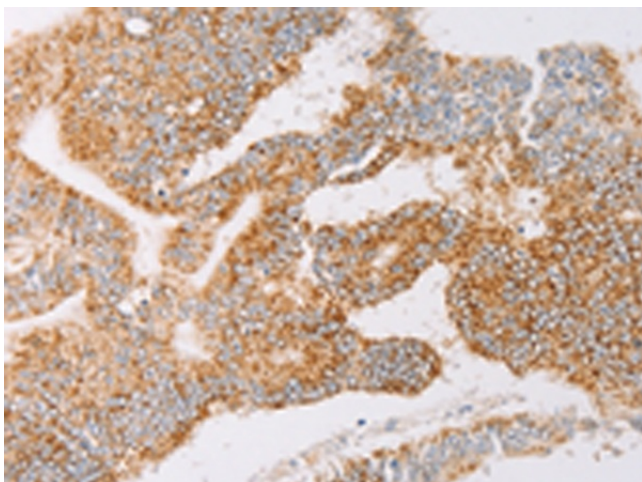
YARS2 Rabbit Polyclonal Antibody

Product data:

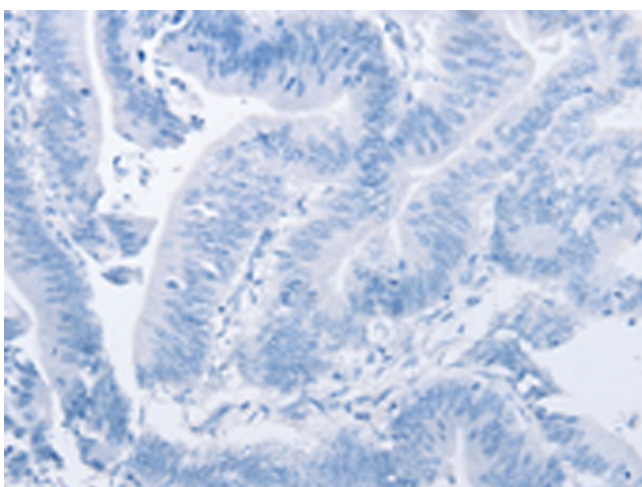
Product Type:	Primary Antibodies
Applications:	IHC
Recommended Dilution:	IHC: 50-200 Positive control: Human colon cancer Predicted cell location: Cytoplasm
Reactivity:	Human, Mouse, Rat
Host:	Rabbit
Isotype:	IgG
Clonality:	Polyclonal
Immunogen:	Fusion protein of human YARS2
Formulation:	pH7.4 PBS, 0.05% NaN ₃ , 40% Glycerol
Concentration:	lot specific
Purification:	Antigen affinity purification
Conjugation:	Unconjugated
Storage:	Store at -20°C.
Stability:	1 year
Gene Name:	tyrosyl-tRNA synthetase 2
Database Link:	Entrez Gene 51067 Human Q9Y2Z4
Background:	This gene encodes a mitochondrial protein that catalyzes the attachment of tyrosine to tRNA(Tyr). Mutations in this gene are associated with myopathy with lactic acidosis and sideroblastic anemia type 2 (MLASA2). Catalyzes the attachment of tyrosine to tRNA(Tyr) in a two-step reaction: tyrosine is first activated by ATP to form Tyr-AMP and then transferred to the acceptor end of tRNA(Tyr).
Synonyms:	CGI-04; FLJ13995; mt-TyrRS; TyrRS



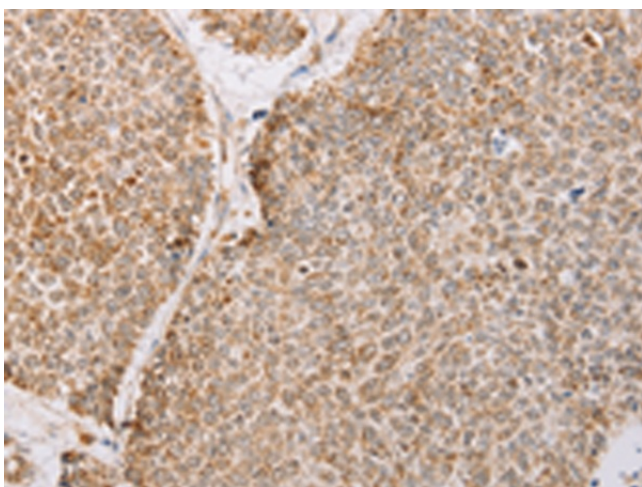
[View online »](#)

Product images:

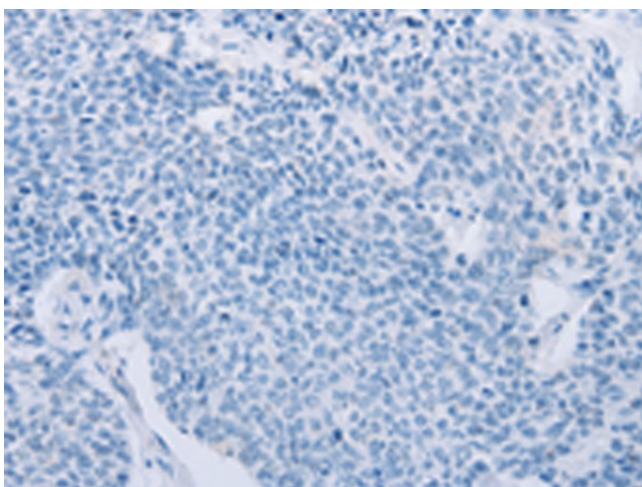
Immunohistochemistry of paraffin-embedded Human colon cancer tissue using TA364643 (YARS2 Antibody) at dilution 1/30 (Original magnification: $\times 200$)



Immunohistochemistry of paraffin-embedded Human colon cancer tissue using TA364643 (YARS2 Antibody) at dilution 1/30, treated with fusion protein. (Original magnification: $\times 200$)



Immunohistochemistry of paraffin-embedded Human lung cancer tissue using TA364643 (YARS2 Antibody) at dilution 1/30 (Original magnification: $\times 200$)



Immunohistochemistry of paraffin-embedded Human lung cancer tissue using TA364643 (YARS2 Antibody) at dilution 1/30, treated with fusion protein. (Original magnification: $\times 200$)