

## Product datasheet for **TA364608S**

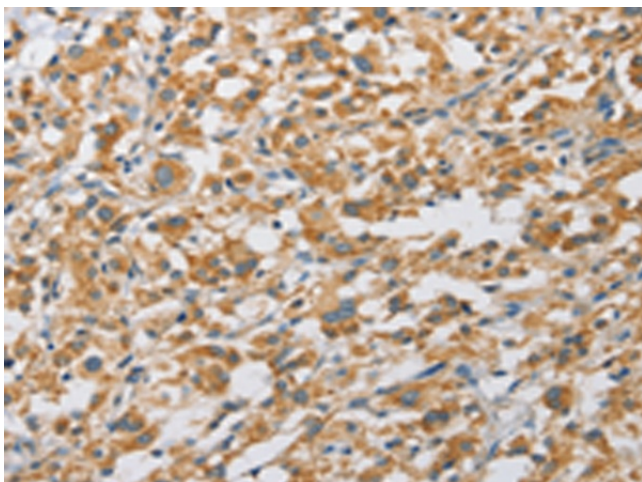
### RhoGAP (ARHGAP5) Rabbit Polyclonal Antibody

#### Product data:

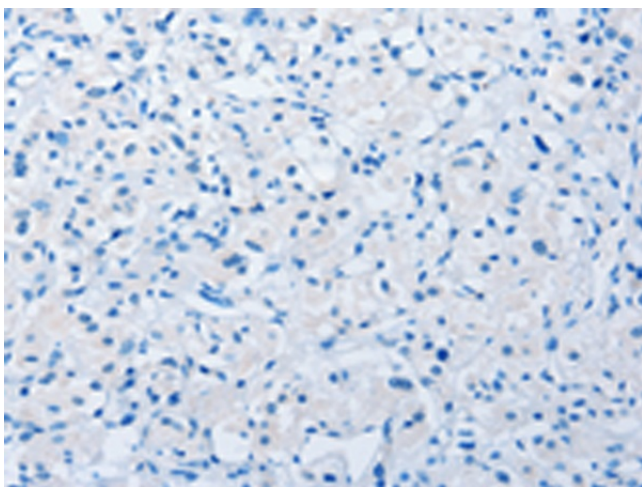
Product Type:	Primary Antibodies
Applications:	IHC
Recommended Dilution:	IHC: 25-100 Positive control: Human thyroid cancer Predicted cell location: Cytoplasm
Reactivity:	Human, Mouse
Host:	Rabbit
Isotype:	IgG
Clonality:	Polyclonal
Immunogen:	Fusion protein of human ARHGAP5
Formulation:	pH7.4 PBS, 0.05% NaN <sub>3</sub> , 40% Glycerol
Purification:	Antigen affinity purification
Conjugation:	Unconjugated
Storage:	Store at -20°C.
Stability:	1 year
Gene Name:	Rho GTPase activating protein 5
Database Link:	<a href="#">Entrez Gene 394 Human Q13017</a>
Background:	Rho GTPase activating protein 5 negatively regulates RHO GTPases, a family which may mediate cytoskeleton changes by stimulating the hydrolysis of bound GTP. Two transcript variants encoding different isoforms have been found for this gene. GTPase-activating protein for Rho family members. May play a role in the reduction of the p21rasGTPase-activating potential of RASA1/p120GAP.
Synonyms:	GFI2; p190-B; RhoGAP5



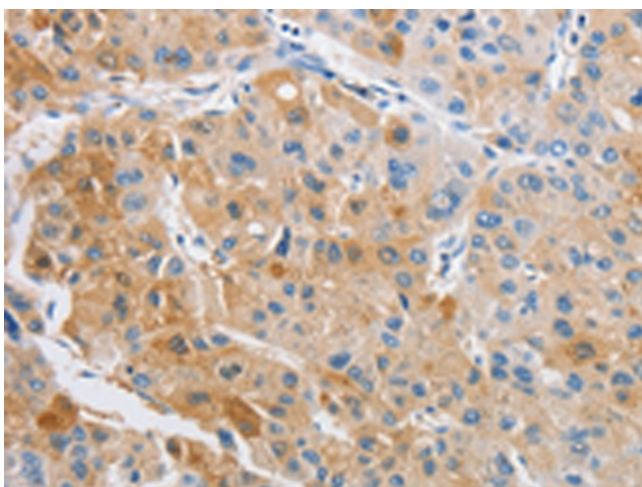
[View online »](#)

**Product images:**

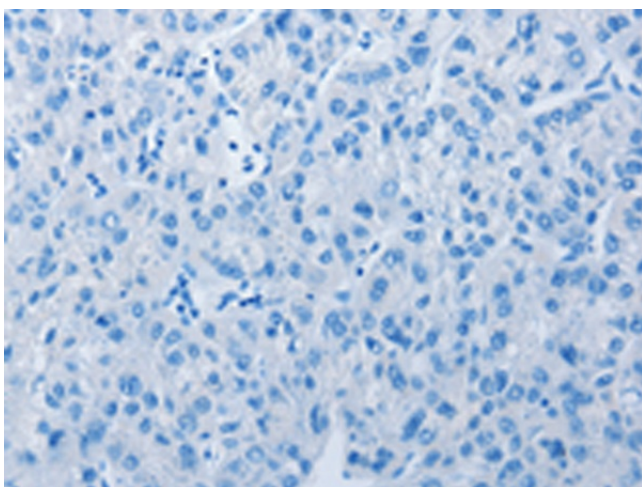
Immunohistochemistry of paraffin-embedded Human thyroid cancer tissue using [TA364608] (ARHGAP5 Antibody) at dilution 1/25 (Original magnification:  $\times 200$ )



Immunohistochemistry of paraffin-embedded Human thyroid cancer tissue using [TA364608] (ARHGAP5 Antibody) at dilution 1/25, treated with fusion protein. (Original magnification:  $\times 200$ )



Immunohistochemistry of paraffin-embedded Human liver cancer tissue using [TA364608] (ARHGAP5 Antibody) at dilution 1/25 (Original magnification:  $\times 200$ )



Immunohistochemistry of paraffin-embedded Human liver cancer tissue using [TA364608] (ARHGAP5 Antibody) at dilution 1/25, treated with fusion protein. (Original magnification:  $\times 200$ )