

## Product datasheet for **TA364484S**

### IGSF8 Rabbit Polyclonal Antibody

#### Product data:

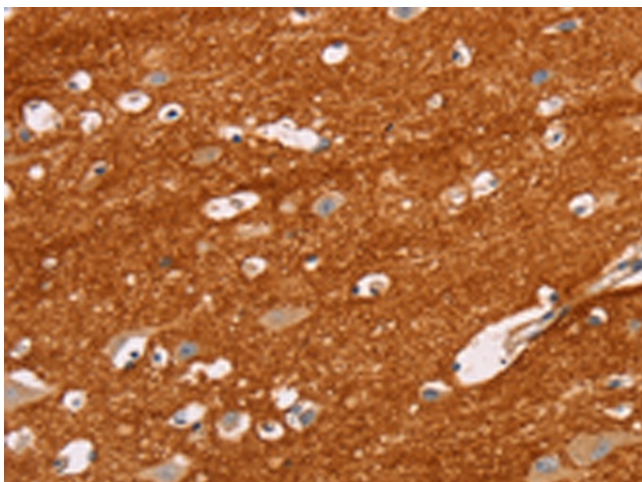
Product Type:	Primary Antibodies
Applications:	IHC
Recommended Dilution:	IHC: 25-100 Positive control: Human brain Predicted cell location: Cytoplasm
Reactivity:	Human, Mouse
Host:	Rabbit
Isotype:	IgG
Clonality:	Polyclonal
Immunogen:	Fusion protein of human IGSF8
Formulation:	pH7.4 PBS, 0.05% NaN <sub>3</sub> , 40% Glycerol
Purification:	Antigen affinity purification
Conjugation:	Unconjugated
Storage:	Store at -20°C.
Stability:	1 year
Gene Name:	immunoglobulin superfamily member 8
Database Link:	<a href="#">Entrez Gene 93185 Human Q969P0</a>

**Background:** This gene encodes a member the EWI subfamily of the immunoglobulin protein superfamily. Members of this family contain a single transmembrane domain, an EWI (Glu-Trp-Ile)-motif and a variable number of immunoglobulin domains. This protein interacts with the tetraspanins CD81 and CD9 and may regulate their role in certain cellular functions including cell migration and viral infection. The encoded protein may also function as a tumor suppressor by inhibiting the proliferation of certain cancers. Alternate splicing results in multiple transcript variants that encode the same protein.

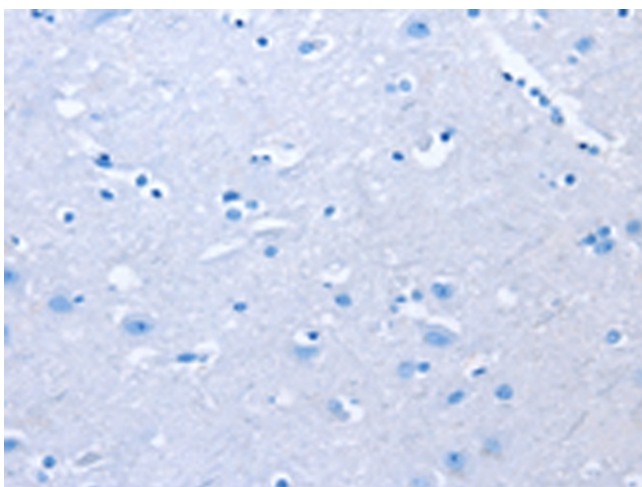
**Synonyms:** CD81P3; CD316; EWI-2; EWI2; KCT-4; KCT4; LIR-D1; OTTHUMP00000025753; PGRL



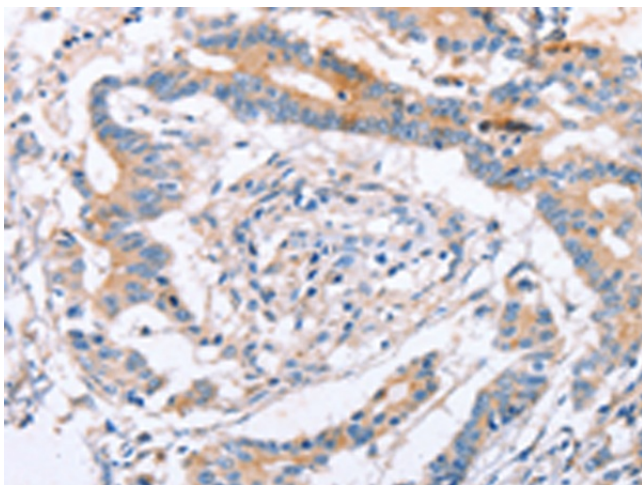
[View online »](#)

**Product images:**

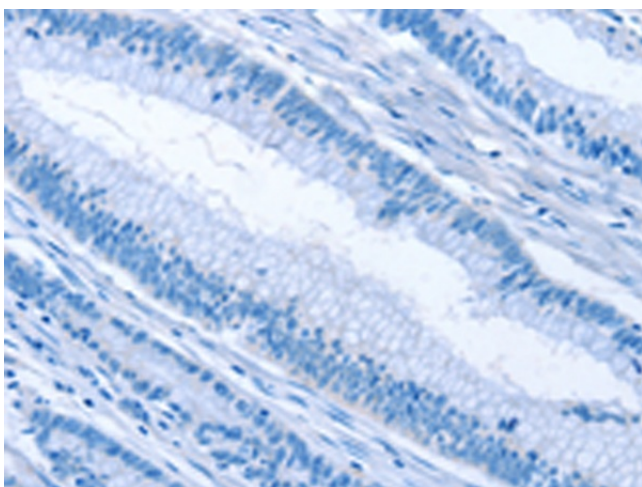
Immunohistochemistry of paraffin-embedded Human brain tissue using [TA364484] (IGSF8 Antibody) at dilution 1/15 (Original magnification: ×200)



Immunohistochemistry of paraffin-embedded Human brain tissue using [TA364484] (IGSF8 Antibody) at dilution 1/15, treated with fusion protein. (Original magnification: ×200)



Immunohistochemistry of paraffin-embedded Human colon cancer tissue using [TA364484] (IGSF8 Antibody) at dilution 1/15 (Original magnification: ×200)



Immunohistochemistry of paraffin-embedded Human colon cancer tissue using [TA364484] (IGSF8 Antibody) at dilution 1/15, treated with fusion protein. (Original magnification: ×200)