

Product datasheet for **TA364466S**

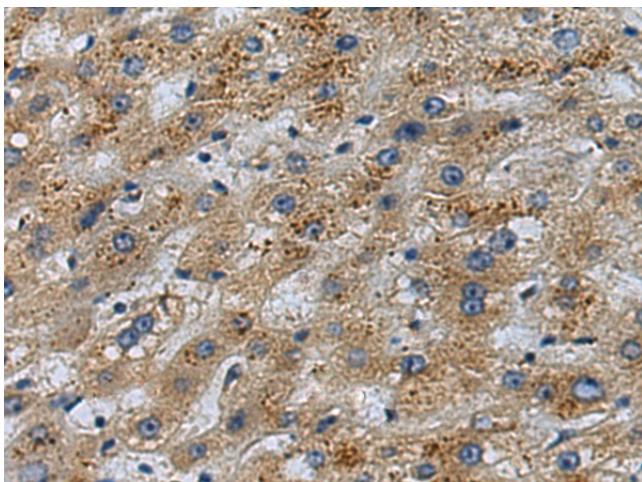
FOXS1 Rabbit Polyclonal Antibody

Product data:

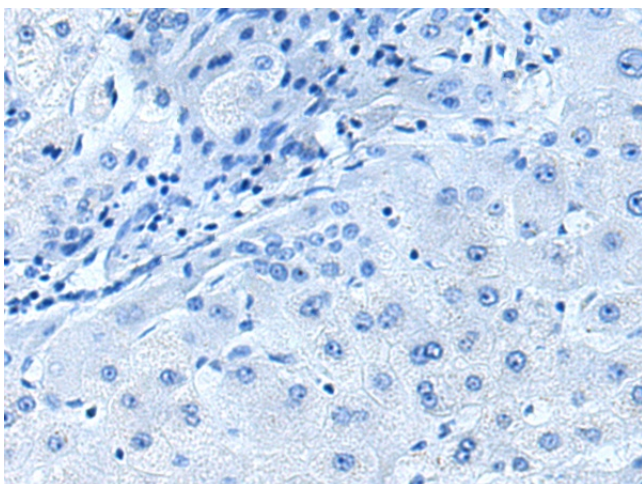
Product Type:	Primary Antibodies
Applications:	IHC
Recommended Dilution:	IHC: 50-200 Positive control: Human liver cancer Predicted cell location: Cytoplasm
Reactivity:	Human
Host:	Rabbit
Isotype:	IgG
Clonality:	Polyclonal
Immunogen:	Fusion protein of human FOXS1
Formulation:	pH7.4 PBS, 0.05% NaN ₃ , 40% Glycerol
Purification:	Antigen affinity purification
Conjugation:	Unconjugated
Storage:	Store at -20°C.
Stability:	1 year
Gene Name:	forkhead box S1
Database Link:	Entrez Gene 2307 Human O43638
Background:	The forkhead family of transcription factors belongs to the winged helix class of DNA-binding proteins. The protein encoded by this intronless gene contains a forkhead domain and is found predominantly in aorta and kidney. The function of the encoded protein is unknown.
Synonyms:	FKHL18; FREAC-10; FREAC10; MGC4544



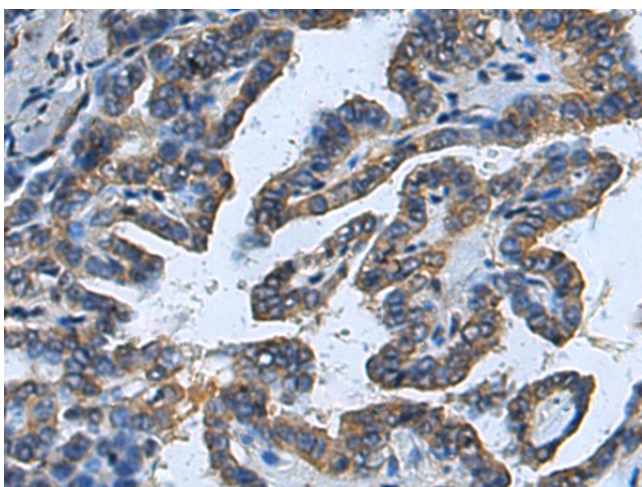
[View online »](#)

Product images:

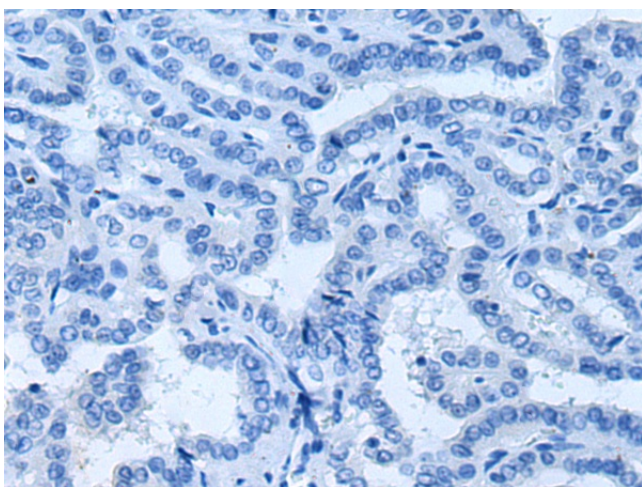
Immunohistochemistry of paraffin-embedded Human liver cancer tissue using [TA364466] (FOXS1 Antibody) at dilution 1/70 (Original magnification: $\times 200$)



Immunohistochemistry of paraffin-embedded Human liver cancer tissue using [TA364466] (FOXS1 Antibody) at dilution 1/70, treated with fusion protein. (Original magnification: $\times 200$)



Immunohistochemistry of paraffin-embedded Human thyroid cancer tissue using [TA364466] (FOXS1 Antibody) at dilution 1/70 (Original magnification: x200)



Immunohistochemistry of paraffin-embedded Human thyroid cancer tissue using [TA364466] (FOXS1 Antibody) at dilution 1/70, treated with fusion protein. (Original magnification: x200)