

Product datasheet for **TA364412S**

NFKB1 Rabbit Polyclonal Antibody

Product data:

Product Type:	Primary Antibodies
Applications:	IHC, WB
Recommended Dilution:	WB: 500-2000 WB positive control: Raji cell lysate IHC: 50-200 Positive control: Human tonsil Predicted cell location: Cytoplasm
Reactivity:	Human
Host:	Rabbit
Isotype:	IgG
Clonality:	Polyclonal
Immunogen:	Fusion protein of human NFKB1
Formulation:	pH7.4 PBS, 0.05% NaN ₃ , 40% Glycerol
Purification:	Antigen affinity purification
Conjugation:	Unconjugated
Storage:	Store at -20°C.
Stability:	1 year
Predicted Protein Size:	105 kDa
Gene Name:	nuclear factor kappa B subunit 1
Database Link:	Entrez Gene 4790 Human P19838



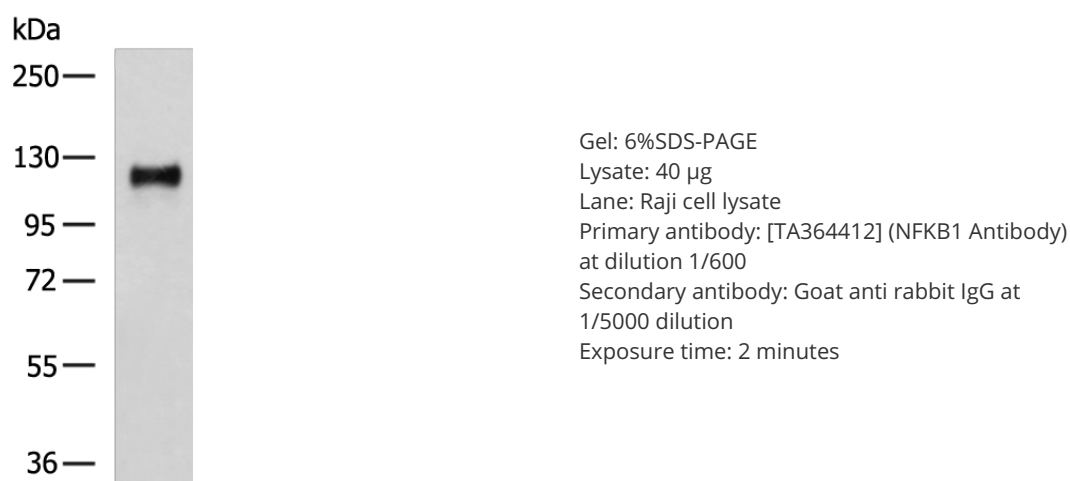
[View online »](#)

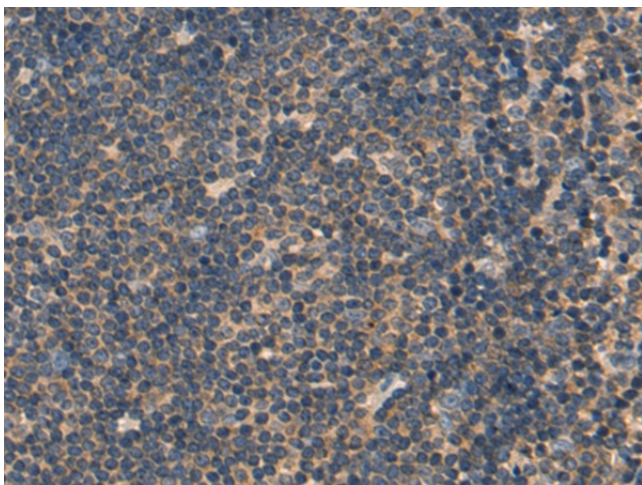
Background:

This gene encodes a 105 kD protein which can undergo cotranslational processing by the 26S proteasome to produce a 50 kD protein. The 105 kD protein is a Rel protein-specific transcription inhibitor and the 50 kD protein is a DNA binding subunit of the NF-kappa-B (NFKB) protein complex. NFKB is a transcription regulator that is activated by various intra- and extra-cellular stimuli such as cytokines, oxidant-free radicals, ultraviolet irradiation, and bacterial or viral products. Activated NFKB translocates into the nucleus and stimulates the expression of genes involved in a wide variety of biological functions. Inappropriate activation of NFKB has been associated with a number of inflammatory diseases while persistent inhibition of NFKB leads to inappropriate immune cell development or delayed cell growth. NFKB is a critical regulator of the immediate-early response to viral infection. Alternative splicing results in multiple transcript variants encoding different isoforms, at least one of which is proteolytically processed.

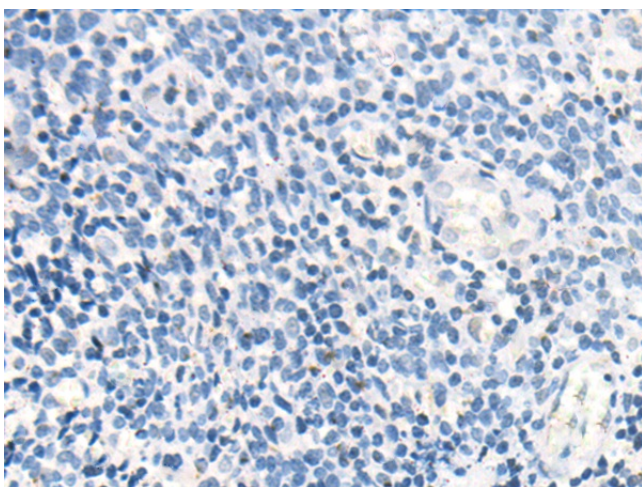
Synonyms:

DKFZp686C01211; EBP-1; KBF1; MGC54151; NF-kappa-B; NF-kappaB; NF-kappabeta; NFKB-p50; NFKB-p105; p50; p105

Product images:



Immunohistochemistry of paraffin-embedded Human tonsil tissue using [TA364412] (NFKB1 Antibody) at dilution 1/80 (Original magnification: x200)



Immunohistochemistry of paraffin-embedded Human tonsil tissue using [TA364412] (NFKB1 Antibody) at dilution 1/80, treated with fusion protein. (Original magnification: x200)