

Product datasheet for **TA357886**

DLST Rabbit Polyclonal Antibody


Product data:

Product Type:	Primary Antibodies
Applications:	IHC, WB
Reactivity:	Human
Host:	Rabbit
Clonality:	Polyclonal
Specificity:	Expected reactivity: Cow, Dog, Guinea Pig, Horse, Human, Mouse, Rabbit, Rat, Zebrafish Homology: Cow: 100%; Dog: 100%; Guinea Pig: 100%; Horse: 100%; Human: 100%; Mouse: 100%; Rabbit: 100%; Rat: 100%; Zebrafish: 93%
Formulation:	Liquid. Purified antibody supplied in 1x PBS buffer with 0.09% (w/v) sodium azide and 2% sucrose. <i>Note that this product is shipped as lyophilized powder to China customers.</i>
Concentration:	lot specific
Purification:	Affinity Purified
Conjugation:	Unconjugated
Storage:	For short term use, store at 2-8°C up to 1 week. For long term storage, store at -20°C in small aliquots to prevent freeze-thaw cycles.
Stability:	Shelf life: one year from despatch.
Predicted Protein Size:	50kDa
Gene Name:	dihydrolipoamide S-succinyltransferase
Database Link:	NP_001924 Entrez Gene 1743 Human P36957
Background:	The 2-oxoglutarate dehydrogenase complex catalyzes the overall conversion of 2-oxoglutarate to succinyl-CoA and CO ₂ . It contains multiple copies of 3 enzymatic components: 2-oxoglutarate dehydrogenase (E1), dihydrolipoamide succinyltransferase (E2) and lipoamide dehydrogenase (E3).
Synonyms:	DLTS; E2; E2K
Protein Pathways:	Citrate cycle (TCA cycle), Lysine degradation, Metabolic pathways

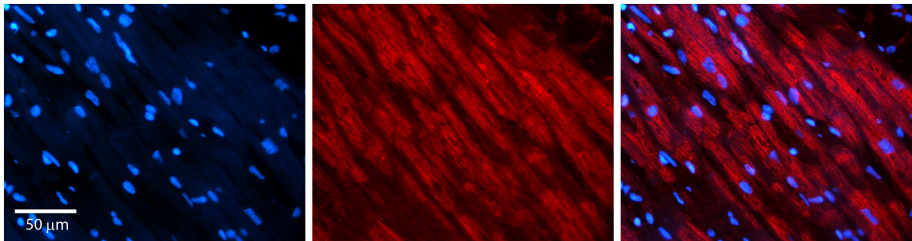


[View online »](#)

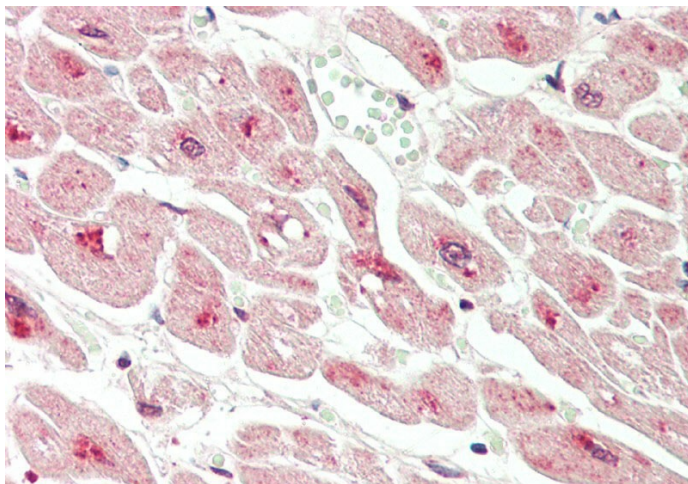
Product images:



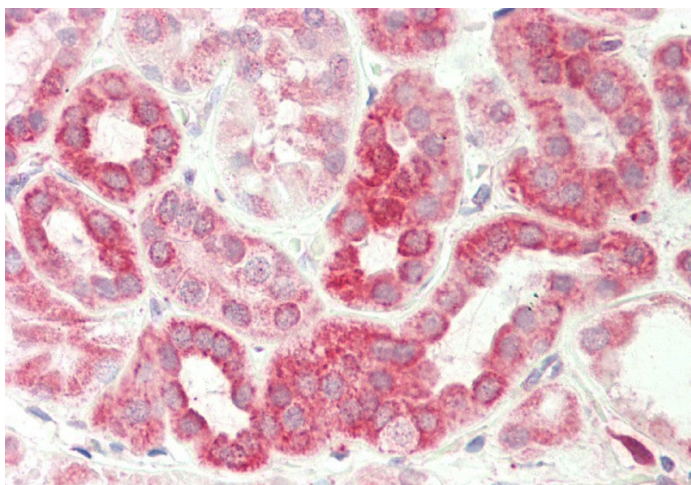
WB Suggested Anti-DLST Antibody
Titration: 1.0 ug/ml
Positive Control: Placenta



Rabbit Anti-DLST Antibody
Catalog Number: TA357886
Formalin Fixed Paraffin Embedded Tissue:
Human heart Tissue
Observed Staining: Cytoplasmic
Primary Antibody Concentration: 1:100
Other Working Concentrations: N/A
Secondary Antibody: Donkey anti-Rabbit-Cy3
Secondary Antibody Concentration: 1:200
Magnification: 20X
Exposure Time: 0.5–2.0 sec



Rabbit Anti-DLST antibody
Catalog Number: ARP61476
Formalin Fixed Paraffin Embedded Tissue:
Human Heart
Primary antibody Concentration: 1:200
Secondary Antibody: Donkey anti-Rabbit-Cy3
Secondary Antibody Concentration: 1:200
Magnification: 20x
Exposure Time: 0.5-2.0sec



Rabbit Anti-DLST antibody
Catalog Number: ARP61476
Formalin Fixed Paraffin Embedded Tissue:
Human Kidney
Primary antibody Concentration: 1:200
Secondary Antibody: Donkey anti-Rabbit-Cy3
Secondary Antibody Concentration: 1:200
Magnification: 20x
Exposure Time: 0.5-2.0sec