

Product datasheet for **TA357740**

Adiponectin Receptor 2 (ADIPOR2) Rabbit Polyclonal Antibody


Product data:

Product Type:	Primary Antibodies
Applications:	IHC, WB
Reactivity:	Human
Host:	Rabbit
Clonality:	Polyclonal
Specificity:	Expected reactivity: Cow, Dog, Goat, Guinea Pig, Horse, Human, Mouse, Rabbit, Rat Homology: Cow: 93%; Dog: 93%; Goat: 92%; Guinea Pig: 93%; Horse: 100%; Human: 100%; Mouse: 93%; Rabbit: 100%; Rat: 93%
Formulation:	Liquid. Purified antibody supplied in 1x PBS buffer with 0.09% (w/v) sodium azide and 2% sucrose.
Concentration:	lot specific
Purification:	Affinity Purified
Conjugation:	Unconjugated
Storage:	For short term use, store at 2-8°C up to 1 week. For long term storage, store at -20°C in small aliquots to prevent freeze-thaw cycles.
Stability:	Shelf life: one year from despatch.
Predicted Protein Size:	44kDa
Gene Name:	adiponectin receptor 2
Database Link:	NP_078827 Entrez Gene 79602 Human Q86V24
Background:	The adiponectin receptors, ADIPOR1 and ADIPOR2, serve as receptors for globular and full-length adiponectin and mediate increased AMPK and PPAR-alpha ligand activities, as well as fatty acid oxidation and glucose uptake by adiponectin.
Synonyms:	ACDCR2; FLJ21432; MGC4640; PAQR2
Protein Families:	Druggable Genome, Transmembrane
Protein Pathways:	Adipocytokine signaling pathway

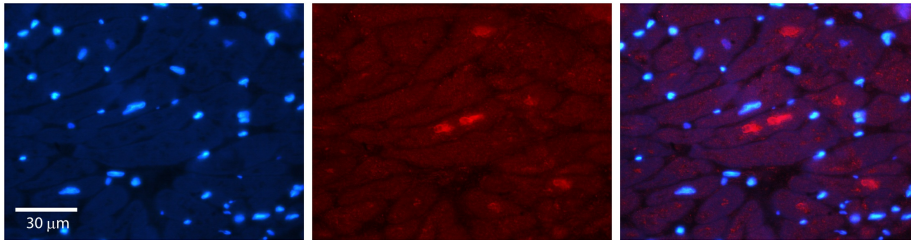


[View online »](#)

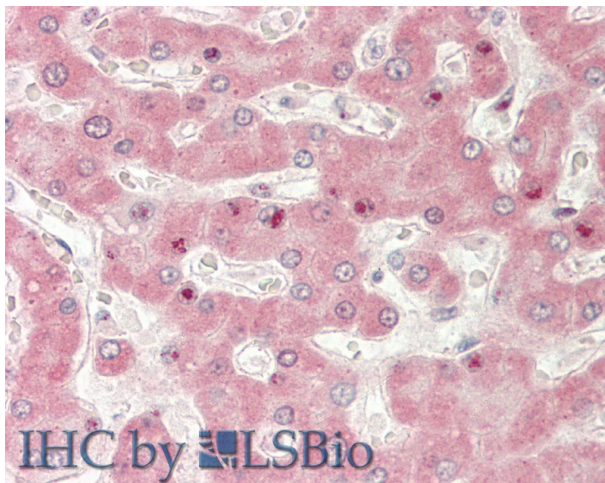
Product images:



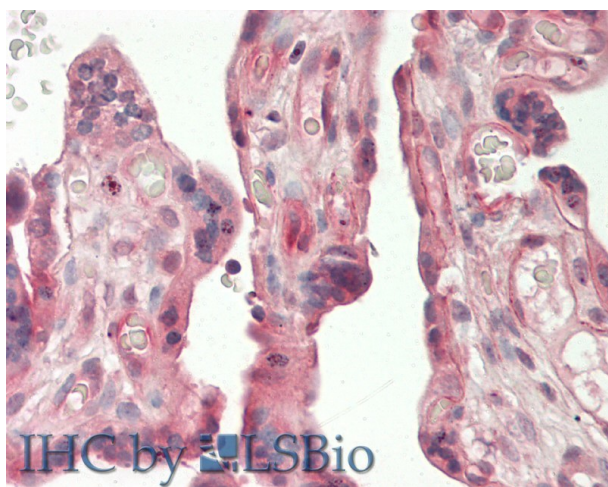
WB Suggested Anti-ADIPOR2 Antibody
Titration: 1.0 ug/ml
Positive Control: OVCAR-3 Whole Cell



Rabbit Anti-ADIPOR2 Antibody
Catalog Number: TA357740
Formalin Fixed Paraffin Embedded Tissue:
Human heart Tissue
Observed Staining: Plasma membrane in inner
membranes
Primary Antibody Concentration: 1:100
Other Working Concentrations: N/A
Secondary Antibody: Donkey anti-Rabbit-Cy3
Secondary Antibody Concentration: 1:200
Magnification: 20X
Exposure Time: 0.5–2.0 sec



Rabbit Anti-ADIPOR2 antibody
Catalog Number: ARP60819
Formalin Fixed Paraffin Embedded Tissue:
Human Liver
Primary antibody Concentration: 1:100
Secondary Antibody: Donkey anti-Rabbit-Cy3
Secondary Antibody Concentration: 1:200
Magnification: 20x
Exposure Time: 0.5-2.0sec



Rabbit Anti-ADIPOR2 antibody
Catalog Number: ARP60819
Formalin Fixed Paraffin Embedded Tissue:
Human Placenta
Primary antibody Concentration: 1:100
Secondary Antibody: Donkey anti-Rabbit-Cy3
Secondary Antibody Concentration: 1:200
Magnification: 20x
Exposure Time: 0.5-2.0sec