

## Product datasheet for **TA357613**

### CALM3 Rabbit Polyclonal Antibody

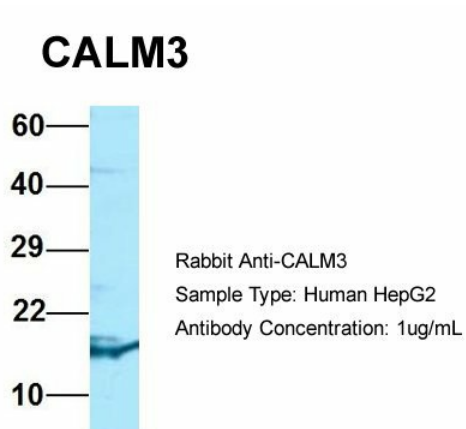
#### Product data:

Product Type:	Primary Antibodies
Applications:	WB
Reactivity:	Human
Host:	Rabbit
Clonality:	Polyclonal
Specificity:	<b>Expected reactivity:</b> Human, Pig, Rat <b>Homology:</b> Human: 100%; Pig: 100%; Rat: 100%
Formulation:	Liquid. Purified antibody supplied in 1x PBS buffer with 0.09% (w/v) sodium azide and 2% sucrose. <i>Note that this product is shipped as lyophilized powder to China customers.</i>
Concentration:	lot specific
Purification:	Affinity Purified
Conjugation:	Unconjugated
Storage:	For short term use, store at 2-8°C up to 1 week. For long term storage, store at -20°C in small aliquots to prevent freeze-thaw cycles.
Stability:	Shelf life: one year from despatch.
Predicted Protein Size:	12kDa
Gene Name:	calmodulin 3 (phosphorylase kinase, delta)
Database Link:	<a href="#">NP_005175</a> <a href="#">Entrez Gene 808 Human</a> <a href="#">P62158</a>
Background:	The function of this protein remains unknown.
Synonyms:	CALM; CALML2; CaM; CAM1; CAM2; CAM3; CAMB; CAMC; CAMIII; PHKD; PHKD3
Protein Families:	Druggable Genome
Protein Pathways:	Alzheimer's disease, Calcium signaling pathway, Glioma, GnRH signaling pathway, Insulin signaling pathway, Long-term potentiation, Melanogenesis, Neurotrophin signaling pathway, Olfactory transduction, Oocyte meiosis, Phosphatidylinositol signaling system, Vascular smooth muscle contraction

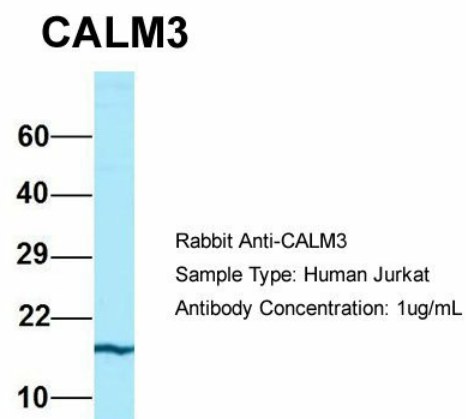


[View online »](#)

Product images:




Host: Rabbit  
Target Name: CALM3  
Sample Type: Human HepG2  
Antibody Dilution: 1.0ug/ml  
CALM3 is supported by BioGPS gene expression data to be expressed in HepG2



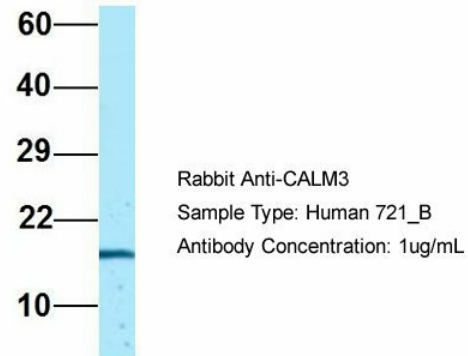
Host: Rabbit  
Target Name: CALM3  
Sample Type: Human Jurkat  
Antibody Dilution: 1.0ug/ml  
CALM3 is strongly supported by BioGPS gene expression data to be expressed in Jurkat

## CALM3



Host: Rabbit  
Target Name: CALM3  
Sample Type: Human MCF7  
Antibody Dilution: 1.0ug/ml  
CALM3 is strongly supported by BioGPS gene expression data to be expressed in MCF7

## CALM3



Host: Rabbit  
Target Name: CALM3  
Sample Type: Human 721\_B  
Antibody Dilution: 1.0ug/ml  
CALM3 is strongly supported by BioGPS gene expression data to be expressed in Human 721\_B cells