

## Product datasheet for **TA357298**

### UbI5 Rabbit Polyclonal Antibody


#### Product data:

Product Type:	Primary Antibodies
Applications:	WB
Reactivity:	Human, Rat
Host:	Rabbit
Clonality:	Polyclonal
Specificity:	<b>Expected reactivity:</b> Cow, Dog, Goat, Horse, Human, Mouse, Pig, Rabbit, Rat, Yeast, Zebrafish <b>Homology:</b> Cow: 100%; Dog: 100%; Goat: 100%; Horse: 100%; Human: 100%; Mouse: 100%; Pig: 100%; Rabbit: 100%; Rat: 100%; Yeast: 92%; Zebrafish: 86%
Formulation:	Liquid. Purified antibody supplied in 1x PBS buffer with 0.09% (w/v) sodium azide and 2% sucrose.
Concentration:	lot specific
Purification:	Affinity Purified
Conjugation:	Unconjugated
Storage:	For short term use, store at 2-8°C up to 1 week. For long term storage, store at -20°C in small aliquots to prevent freeze-thaw cycles.
Stability:	Shelf life: one year from despatch.
Predicted Protein Size:	8kDa
Gene Name:	ubiquitin-like 5
Database Link:	<a href="#">NP_001041708</a> <a href="#">Entrez Gene 500954 Rat</a> <a href="#">A9UMW0</a>
Background:	The function of this protein remains unknown.
Synonyms:	FLJ46917; HUB1; MGC131795

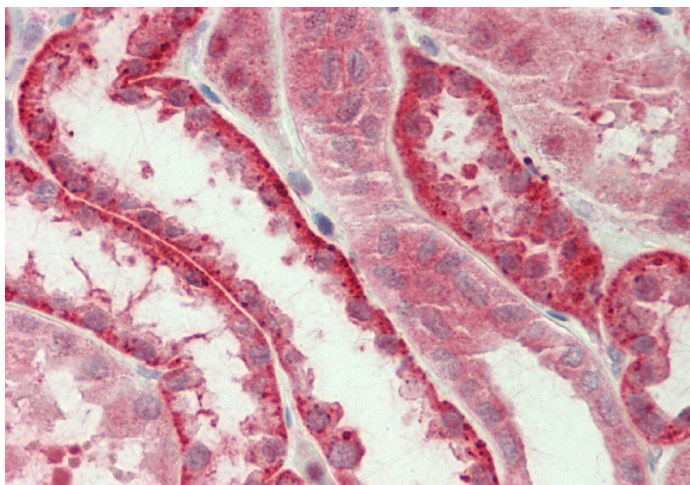


[View online »](#)

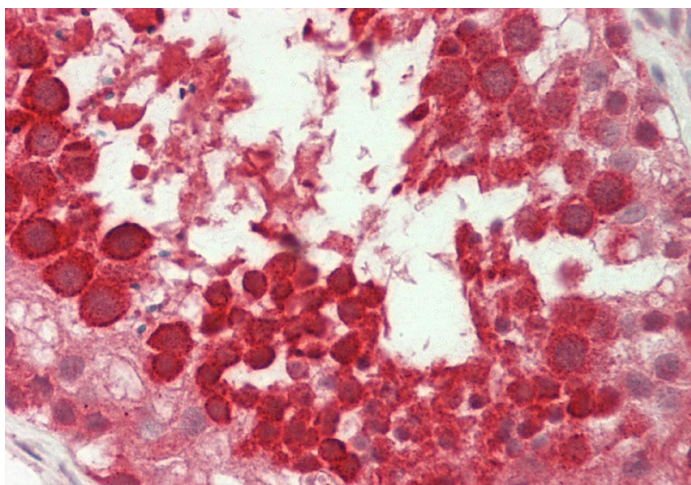
## Product images:



WB Suggested Anti-Ubl5 Antibody  
Titration: 1.0 ug/ml  
Positive Control: Rat Liver



Rabbit Anti-Ubl5 antibody  
Catalog Number: ARP56285  
Formalin Fixed Paraffin Embedded Tissue:  
Human Kidney  
Primary antibody Concentration: 1:100  
Secondary Antibody: Donkey anti-Rabbit-Cy3  
Secondary Antibody Concentration: 1:200  
Magnification: 20x  
Exposure Time: 0.5-2.0sec



Rabbit Anti-Ubl5 antibody  
Catalog Number: ARP56285  
Formalin Fixed Paraffin Embedded Tissue:  
Human Testis  
Primary antibody Concentration: 1:100  
Secondary Antibody: Donkey anti-Rabbit-Cy3  
Secondary Antibody Concentration: 1:200  
Magnification: 20x  
Exposure Time: 0.5-2.0sec