

Product datasheet for **TA355962**

Atf4 Rabbit Polyclonal Antibody

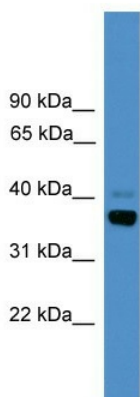
Product data:

Product Type:	Primary Antibodies
Applications:	IHC, WB
Reactivity:	Mouse
Host:	Rabbit
Clonality:	Polyclonal
Immunogen:	The immunogen is a synthetic peptide corresponding to a region of Mouse
Specificity:	Expected reactivity: Cow, Dog, Guinea Pig, Human, Mouse, Rat, Sheep Homology: Cow: 86%; Dog: 100%; Guinea Pig: 93%; Human: 100%; Mouse: 92%; Rat: 100%; Sheep: 93%
Formulation:	Liquid. Purified antibody supplied in 1x PBS buffer with 0.09% (w/v) sodium azide and 2% sucrose. <i>Note that this product is shipped as lyophilized powder to China customers.</i>
Concentration:	lot specific
Purification:	Affinity Purified
Conjugation:	Unconjugated
Storage:	For short term use, store at 2-8°C up to 1 week. For long term storage, store at -20°C in small aliquots to prevent freeze-thaw cycles.
Stability:	Shelf life: one year from despatch.
Predicted Protein Size:	38kDa
Gene Name:	activating transcription factor 4
Database Link:	NP_033846 Entrez Gene 11911 Mouse Q5U4B2
Background:	The function of Atf4 remains unknown.
Synonyms:	CREB-2; CREB2; OTTHUMP00000199130; TAXREB67; TXREB

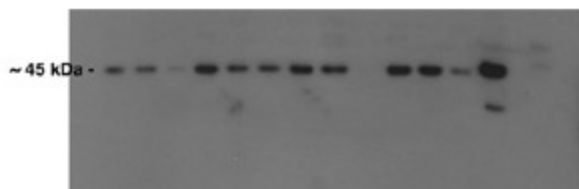


[View online »](#)

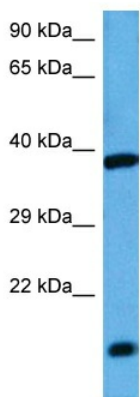
Product images:



WB Suggested Anti-Atf4 Antibody Titration: 0.2-1 ug/ml
 ELISA Titer: 1:62500
 Positive Control: Mouse Kidney

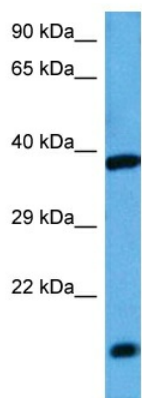


Atf4 antibody - N-terminal region (TA355962) validated by WB using Mouse Kidney at 0.2-1 ug/ml.



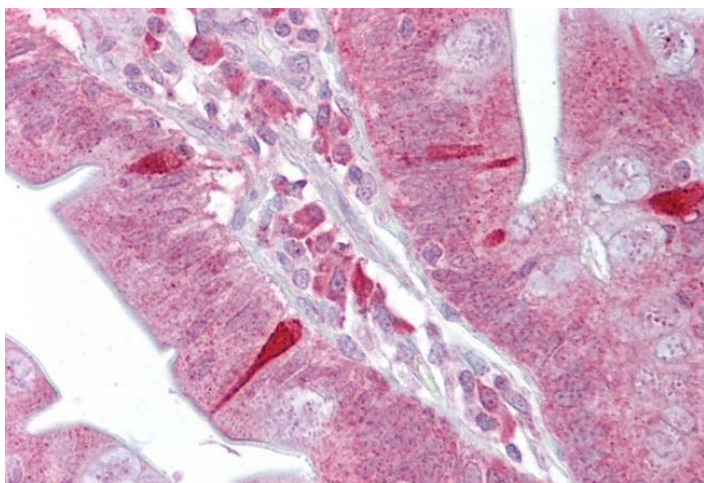
Host: Rabbit
 Target Name: Atf4
 Sample Type: Mouse Kidney Lysate
 Antibody Dilution: 1.0µg/ml

Host: Rabbit
 Target Name: ATF4
 Sample Tissue: Mouse Kidney
 Antibody Dilution: 1 ug/ml



Host: Rabbit
 Target Name: Atf4
 Sample Type: Mouse Kidney Lysate
 Antibody Dilution: 1.0µg/ml

Host: Mouse
 Target Name: ATF4
 Sample Tissue: Mouse Kidney
 Antibody Dilution: 1ug/ml



Anti-ATF4 antibody IHC of human small intestine. Immunohistochemistry of formalin-fixed, paraffin-embedded tissue after heat-induced antigen retrieval. Antibody concentration 5 ug/ml.