

Product datasheet for TA355651

Ppara Rabbit Polyclonal Antibody

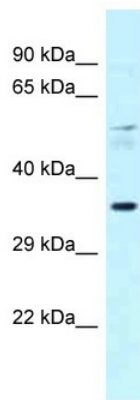
Product data:

| | |
|-------------------------|--|
| Product Type: | Primary Antibodies |
| Applications: | IHC, WB |
| Reactivity: | Human, Rat |
| Host: | Rabbit |
| Clonality: | Polyclonal |
| Specificity: | Expected reactivity: Cow, Dog, Goat, Guinea Pig, Horse, Human, Mouse, Pig, Rabbit, Rat, Sheep, Zebrafish Homology: Cow: 93%; Dog: 93%; Goat: 93%; Guinea Pig: 86%; Horse: 100%; Human: 100%; Mouse: 93%; Pig: 100%; Rabbit: 93%; Rat: 93%; Sheep: 77%; Zebrafish: 86% |
| Formulation: | Liquid. Purified antibody supplied in 1x PBS buffer with 0.09% (w/v) sodium azide and 2% sucrose. <i>Note that this product is shipped as lyophilized powder to China customers.</i> |
| Concentration: | lot specific |
| Purification: | Affinity Purified |
| Conjugation: | Unconjugated |
| Storage: | For short term use, store at 2-8°C up to 1 week. For long term storage, store at -20°C in small aliquots to prevent freeze-thaw cycles. |
| Stability: | Shelf life: one year from despatch. |
| Predicted Protein Size: | 51kDa |
| Gene Name: | peroxisome proliferator activated receptor alpha |
| Database Link: | NP_037328 Entrez Gene 5465 Human Entrez Gene 25747 Rat P37230 |
| Background: | As a nuclear steroid receptor, Ppara heterodimerizes with retinoid-X receptor (RXR), and binds to peroxisome proliferator response elements (PPREs) to initiate the transcriptional regulation of target genes. |
| Synonyms: | hPPAR; MGC2237; MGC2452; NR1C1; OTTHUMP00000197740; OTTHUMP00000197741; PPAR; PPAR-alpha; PPARalpha |



[View online »](#)

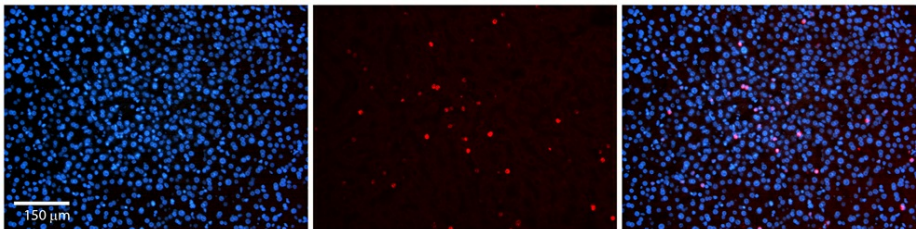
Product images:



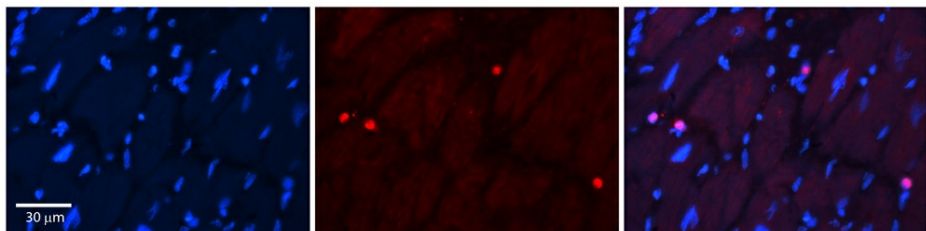
WB Suggested Anti-Ppara Antibody
Titration: 1.0 ug/ml
Positive Control: Rat Brain



WB Suggested Anti-Ppara antibody Titration: 1 ug/mL
Sample Type: Human heart



Rabbit Anti-Ppara Antibody
Catalog Number: TA355651
Formalin Fixed Paraffin Embedded Tissue:
Human Adult liver
Observed Staining: Nuclear and some weak cytoplasmic
Primary Antibody Concentration: 1:600
Secondary Antibody: Donkey anti-Rabbit-Cy2/3
Secondary Antibody Concentration: 1:200
Magnification: 20X
Exposure Time: 0.5-2.0 sec
Protocol located in Reviews and Data.



Rabbit Anti-Ppara Antibody
Catalog Number: TA355651
Formalin Fixed Paraffin Embedded Tissue:
Human Adult heart
Observed Staining: Nuclear
Primary Antibody Concentration: 1:600
Secondary Antibody: Donkey anti-Rabbit-Cy2/3
Secondary Antibody Concentration: 1:200
Magnification: 20X
Exposure Time: 0.5–2.0 sec
Protocol located in Reviews and Data.