

Product datasheet for **TA351971**

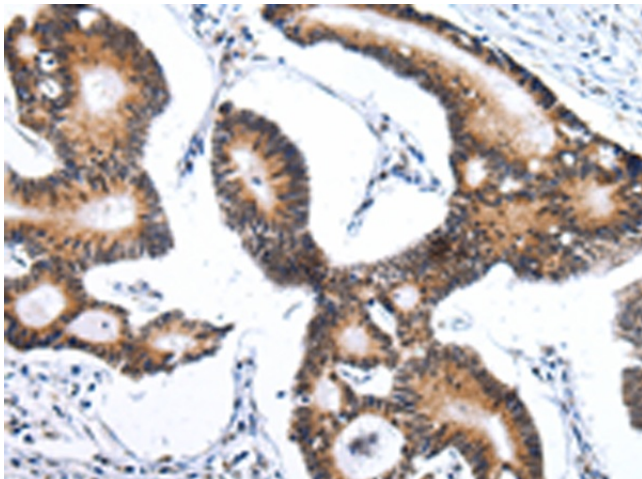
ZNF473 Rabbit Polyclonal Antibody

Product data:

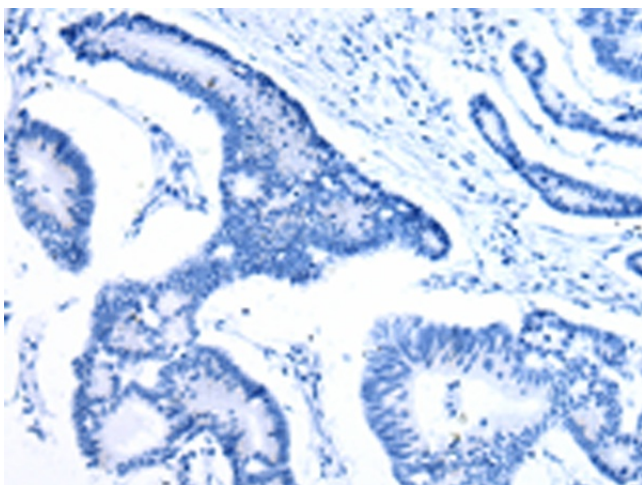
Product Type:	Primary Antibodies
Applications:	IHC
Recommended Dilution:	IHC: 25-100 Positive control: Human tonsil Predicted cell location: Cytoplasm and Nucleus
Reactivity:	Human
Host:	Rabbit
Isotype:	IgG
Clonality:	Polyclonal
Immunogen:	Synthetic peptide of human ZNF473
Formulation:	pH7.4 PBS, 0.05% NaN ₃ , 40% Glycerol
Concentration:	lot specific
Purification:	Antigen affinity purification
Conjugation:	Unconjugated
Storage:	Store at -20°C as received.
Stability:	Stable for 12 months from date of receipt.
Gene Name:	zinc finger protein 473
Database Link:	NP_056243 Entrez Gene 25888 Human Q8WTR7
Background:	Involved in histone 3'-end pre-mRNA processing by associating with U7 snRNP and interacting with SLBP/pre-mRNA complex. Increases histone 3'-end pre-mRNA processing but has no effect on U7 snRNP levels, when overexpressed. Required for cell cycle progression from G1 to S phases.
Synonyms:	ZFP100; ZN473



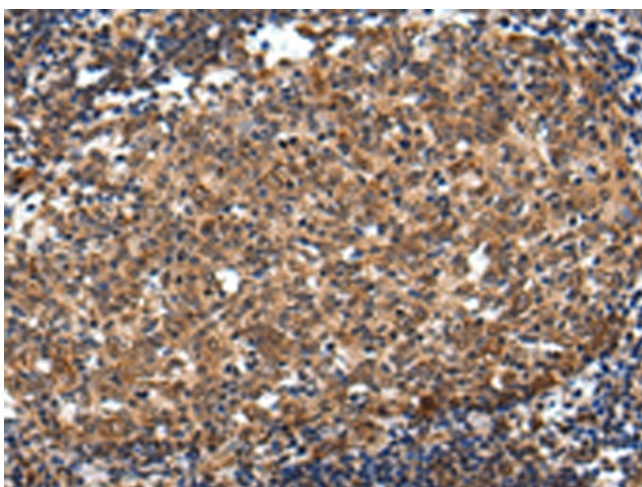
[View online »](#)

Product images:

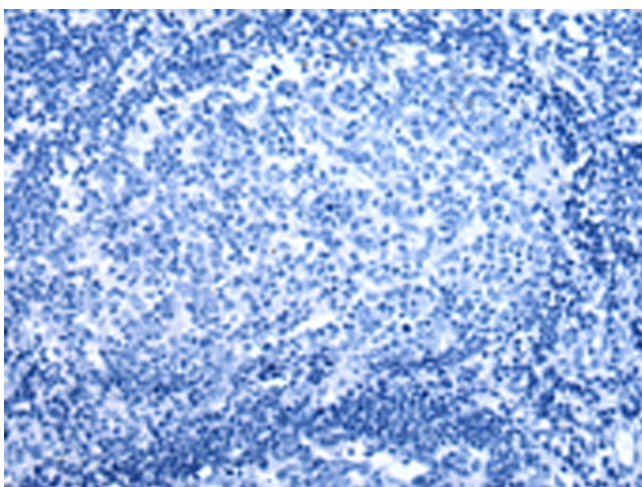
Immunohistochemistry of paraffin-embedded Human tonsil tissue using TA351971 (ZNF473 Antibody) at dilution 1/30 (Original magnification: ×200)



Immunohistochemistry of paraffin-embedded Human tonsil tissue using TA351971 (ZNF473 Antibody) at dilution 1/30, treated with synthetic peptide. (Original magnification: ×200)



Immunohistochemistry of paraffin-embedded Human colorectal cancer tissue using TA351971 (ZNF473 Antibody) at dilution 1/30 (Original magnification: $\times 200$)



Immunohistochemistry of paraffin-embedded Human colorectal cancer tissue using TA351971 (ZNF473 Antibody) at dilution 1/30, treated with synthetic peptide. (Original magnification: $\times 200$)