

## Product datasheet for **TA351813S**

### TRIM45 Rabbit Polyclonal Antibody

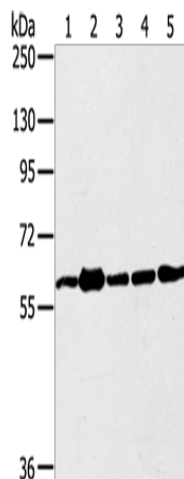
#### Product data:

Product Type:	Primary Antibodies
Applications:	IHC, WB
Recommended Dilution:	WB: 500-2000 WB positive control: 231, Jurkat, A549, hela and 293T cells IHC: 25-100 Positive control: Human liver cancer Predicted cell location: Cytoplasm
Reactivity:	Human, Mouse
Host:	Rabbit
Isotype:	IgG
Clonality:	Polyclonal
Immunogen:	Synthetic peptide of human TRIM45
Formulation:	pH7.4 PBS, 0.05% NaN <sub>3</sub> , 40% Glycerol
Purification:	Antigen affinity purification
Conjugation:	Unconjugated
Storage:	Store at -20°C as received.
Stability:	Stable for 12 months from date of receipt.
Predicted Protein Size:	64 kDa
Gene Name:	tripartite motif containing 45
Database Link:	<a href="#">NP_079464</a> <a href="#">Entrez Gene 80263 Human</a> <a href="#">Q9H8W5</a>
Background:	This gene encodes a member of the tripartite motif family. The encoded protein may function as a transcriptional repressor of the mitogen-activated protein kinase pathway. Alternatively spliced transcript variants have been described.
Synonyms:	RNF99

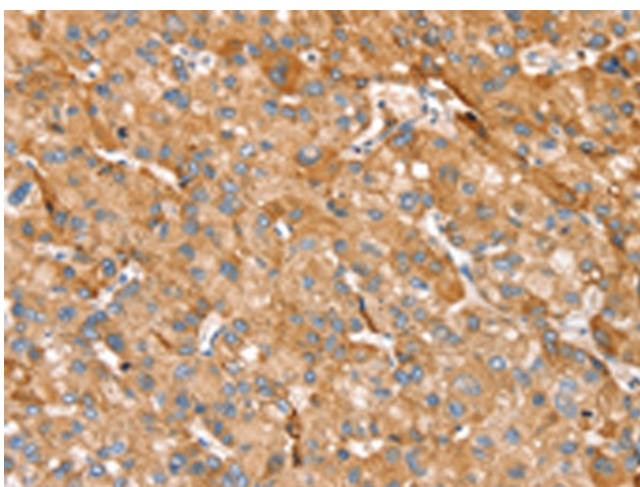


[View online »](#)

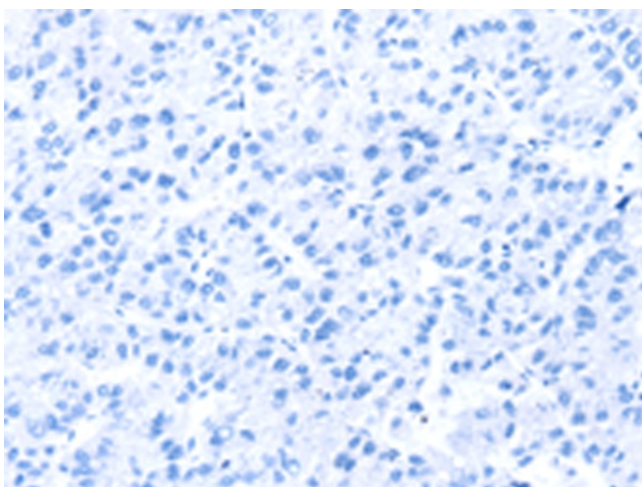
## Product images:



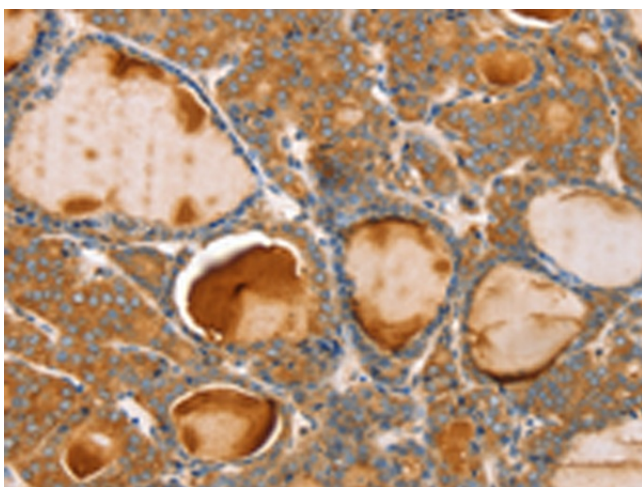
Gel: 6%SDS-PAGE  
Lysate: 40  $\mu$ g  
Lane 1-5: 231 cells  
Jurkat cells  
A549 cells  
hela cells  
293T cells  
Primary antibody: [TA351813] (TRIM45 Antibody)  
at dilution 1/400  
Secondary antibody: Goat anti rabbit IgG at  
1/8000 dilution  
Exposure time: 1 minute



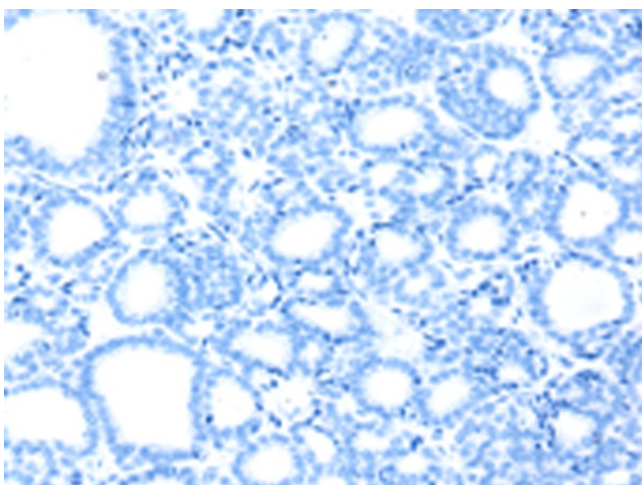
Immunohistochemistry of paraffin-embedded  
Human liver cancer tissue using [TA351813]  
(TRIM45 Antibody) at dilution 1/25 (Original  
magnification:  $\times$ 200)



Immunohistochemistry of paraffin-embedded Human liver cancer tissue using [TA351813] (TRIM45 Antibody) at dilution 1/25, treated with synthetic peptide. (Original magnification:  $\times 200$ )



Immunohistochemistry of paraffin-embedded Human thyroid cancer tissue using [TA351813] (TRIM45 Antibody) at dilution 1/25 (Original magnification:  $\times 200$ )



Immunohistochemistry of paraffin-embedded Human thyroid cancer tissue using [TA351813] (TRIM45 Antibody) at dilution 1/25, treated with synthetic peptide. (Original magnification:  $\times 200$ )