

Product datasheet for **TA351764**

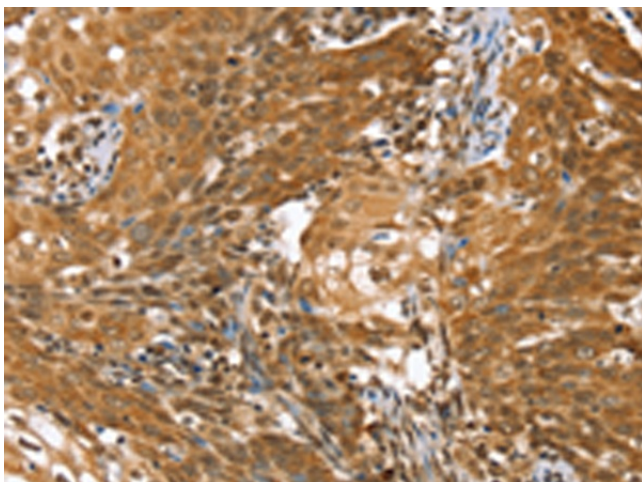
YANK2 (STK32B) Rabbit Polyclonal Antibody

Product data:

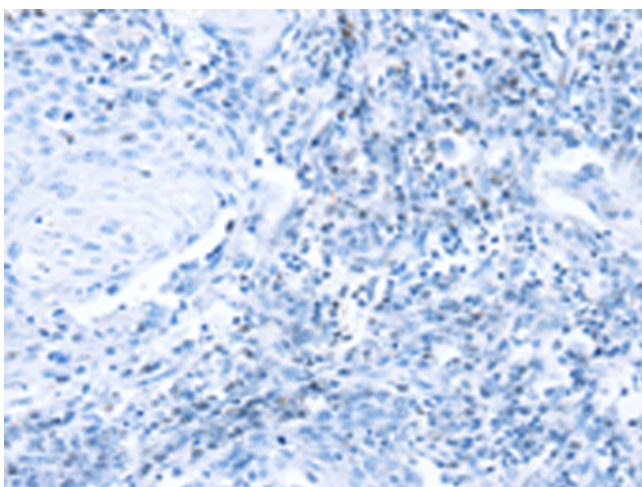
Product Type:	Primary Antibodies
Applications:	IHC
Recommended Dilution:	IHC: 25-100 Positive control: Human cervical cancer Predicted cell location: Nucleus
Reactivity:	Human
Host:	Rabbit
Isotype:	IgG
Clonality:	Polyclonal
Immunogen:	Synthetic peptide of human STK32B
Formulation:	pH7.4 PBS, 0.05% NaN ₃ , 40% Glycerol
Concentration:	lot specific
Purification:	Antigen affinity purification
Conjugation:	Unconjugated
Storage:	Store at -20°C as received.
Stability:	Stable for 12 months from date of receipt.
Gene Name:	serine/threonine kinase 32B
Database Link:	NP_060871 Entrez Gene 55351 Human Q9NY57
Background:	STK32B is a 414 amino acid protein that contains one protein kinase domain and belongs to the Ser/Thr protein kinase family. Using magnesium as a cofactor, YANK2 functions to catalyze the ATP-dependent phosphorylation of target proteins and may play a role in various signaling events throughout the cell. Multiple isoforms of YANK2 exist due to alternatively splicing events.
Synonyms:	HSA250839; STK32; STKG6; YANK2
Protein Families:	Druggable Genome, Protein Kinase



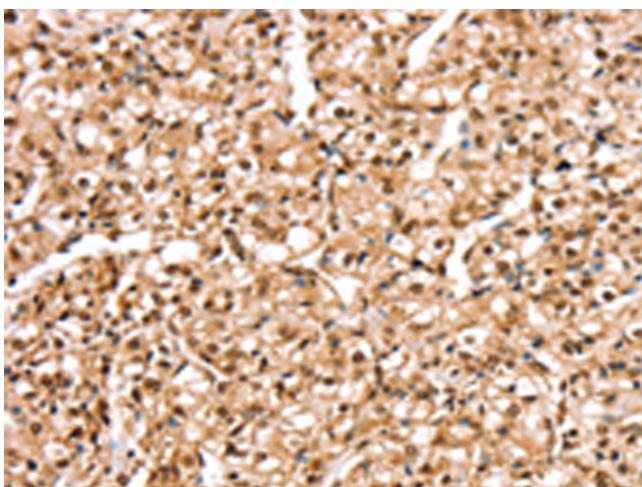
[View online »](#)

Product images:

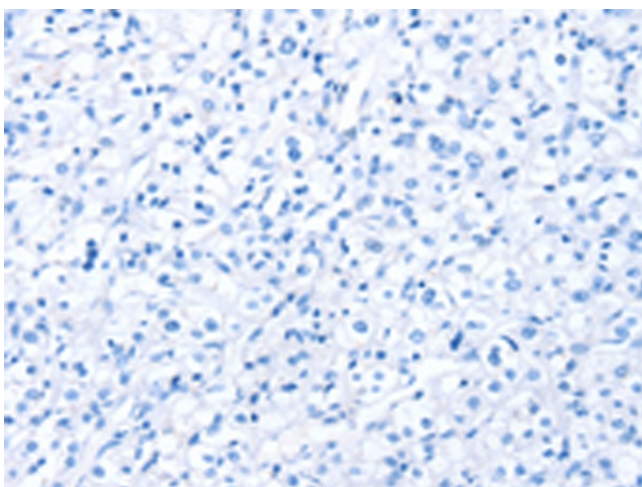
Immunohistochemistry of paraffin-embedded Human cervical cancer tissue using TA351764 (STK32B Antibody) at dilution 1/25 (Original magnification: $\times 200$)



Immunohistochemistry of paraffin-embedded Human cervical cancer tissue using TA351764 (STK32B Antibody) at dilution 1/25, treated with synthetic peptide. (Original magnification: $\times 200$)



Immunohistochemistry of paraffin-embedded Human prostate cancer tissue using TA351764 (STK32B Antibody) at dilution 1/25 (Original magnification: $\times 200$)



Immunohistochemistry of paraffin-embedded Human prostate cancer tissue using TA351764 (STK32B Antibody) at dilution 1/25, treated with synthetic peptide. (Original magnification: $\times 200$)