

Product datasheet for **TA350987S**

ADNP Rabbit Polyclonal Antibody

Product data:

Product Type:	Primary Antibodies
Applications:	IHC
Recommended Dilution:	IHC: 50-200 Positive control: Human esophagus cancer Predicted cell location: Nucleus and Cytoplasm
Reactivity:	Human, Mouse, Rat
Host:	Rabbit
Isotype:	IgG
Clonality:	Polyclonal
Immunogen:	Synthetic peptide of human ADNP
Formulation:	pH7.4 PBS, 0.05% NaN ₃ , 40% Glycerol
Purification:	Antigen affinity purification
Conjugation:	Unconjugated
Storage:	Store at -20°C as received.
Stability:	Stable for 12 months from date of receipt.
Gene Name:	activity-dependent neuroprotector homeobox
Database Link:	NP_852107 Entrez Gene 11538 Mouse Entrez Gene 64622 Rat Entrez Gene 23394 Human Q9H2P0

Background: Vasoactive intestinal peptide is a neuroprotective factor that has a stimulatory effect on the growth of some tumor cells and an inhibitory effect on others. This gene encodes a protein that is upregulated by vasoactive intestinal peptide and may be involved in its stimulatory effect on certain tumor cells. The encoded protein contains one homeobox and nine zinc finger domains, suggesting that it functions as a transcription factor. This gene is also upregulated in normal proliferative tissues. Finally, the encoded protein may increase the viability of certain cell types through modulation of p53 activity. Alternatively spliced transcript variants encoding the same protein have been described.

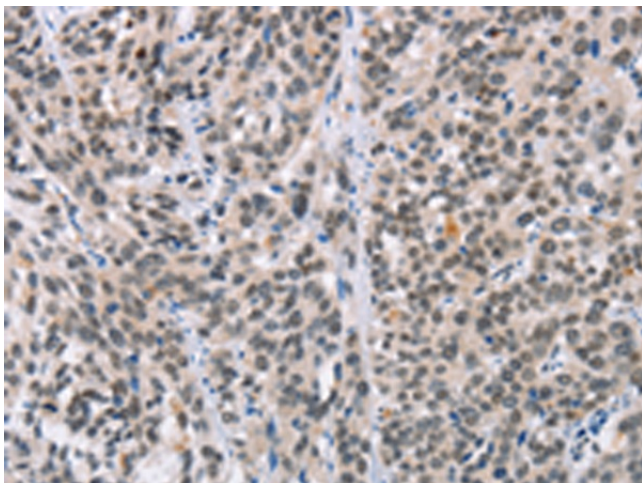
Synonyms: ADNP1; HVDAS; MRD28



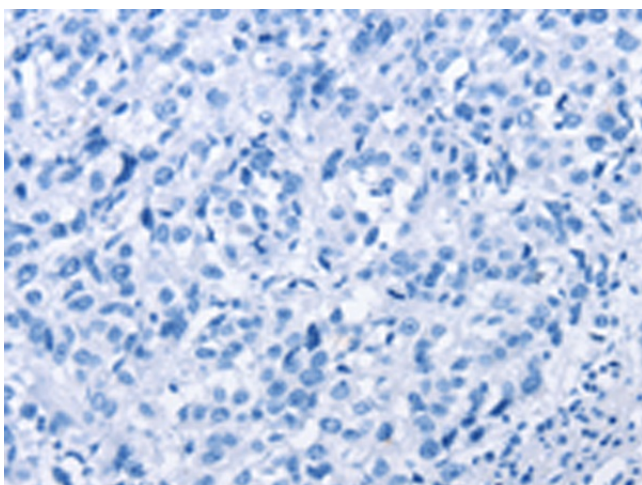
[View online »](#)

Protein Families: Transcription Factors

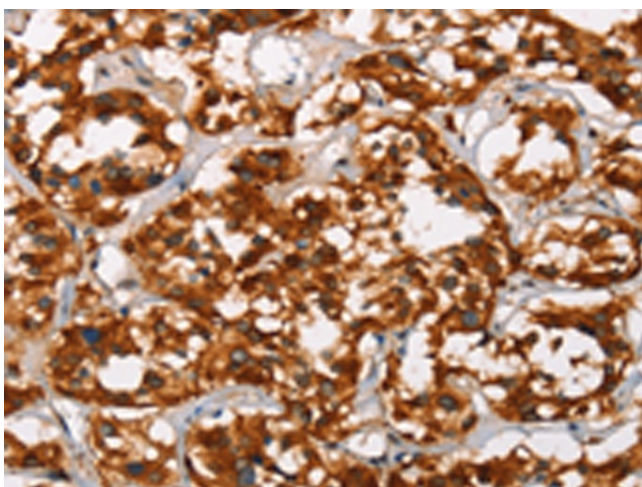
Product images:



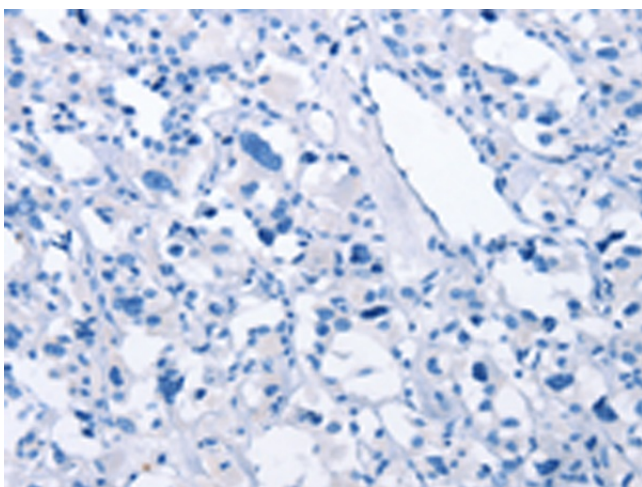
Immunohistochemistry of paraffin-embedded Human esophagus cancer tissue using [TA350987] (ADNP Antibody) at dilution 1/50 (Original magnification: $\times 200$)



Immunohistochemistry of paraffin-embedded Human esophagus cancer tissue using [TA350987] (ADNP Antibody) at dilution 1/50, treated with synthetic peptide. (Original magnification: $\times 200$)



Immunohistochemistry of paraffin-embedded Human thyroid cancer tissue using [TA350987] (ADNP Antibody) at dilution 1/50 (Original magnification: $\times 200$)



Immunohistochemistry of paraffin-embedded Human thyroid cancer tissue using [TA350987] (ADNP Antibody) at dilution 1/50, treated with synthetic peptide. (Original magnification: $\times 200$)