

Product datasheet for **TA350963**

alpha 5 Defensin (DEFA5) Rabbit Polyclonal Antibody

Product data:

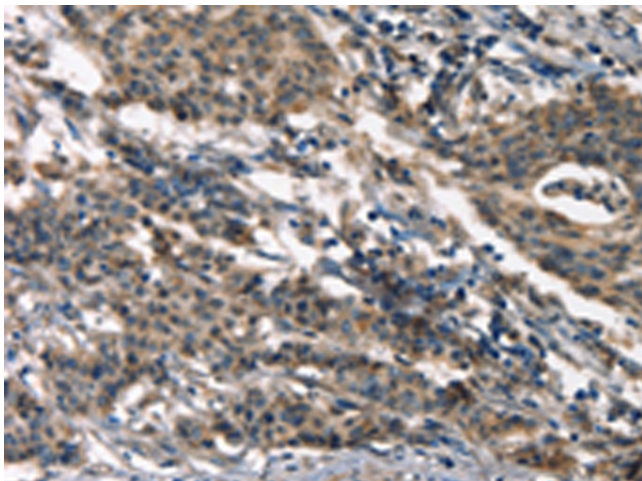
Product Type:	Primary Antibodies
Applications:	IHC
Recommended Dilution:	IHC: 15-50 Positive control: Human gastric cancer Predicted cell location: Cytoplasm
Reactivity:	Human
Host:	Rabbit
Isotype:	IgG
Clonality:	Polyclonal
Immunogen:	Synthetic peptide of human DEFA5
Formulation:	pH7.4 PBS, 0.05% NaN ₃ , 40% Glycerol
Concentration:	lot specific
Purification:	Antigen affinity purification
Conjugation:	Unconjugated
Storage:	Store at -20°C as received.
Stability:	Stable for 12 months from date of receipt.
Gene Name:	defensin alpha 5
Database Link:	NP_066290 Entrez Gene 1670 Human Q01523
Background:	Defensins are a family of microbicidal and cytotoxic peptides thought to be involved in host defense. They are abundant in the granules of neutrophils and also found in the epithelia of mucosal surfaces such as those of the intestine, respiratory tract, urinary tract, and vagina. Members of the defensin family are highly similar in protein sequence and distinguished by a conserved cysteine motif. Several of the alpha defensin genes appear to be clustered on chromosome 8. The protein encoded by this gene, defensin, alpha 5, is highly expressed in the secretory granules of Paneth cells of the ileum.
Synonyms:	DEF5; HD-5



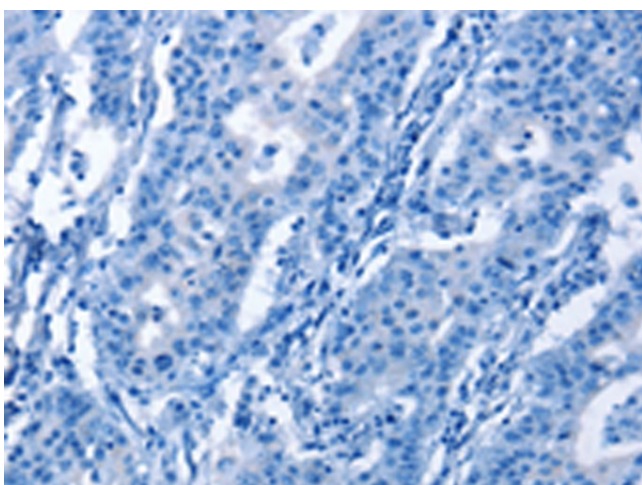
[View online »](#)

Protein Families: Secreted Protein

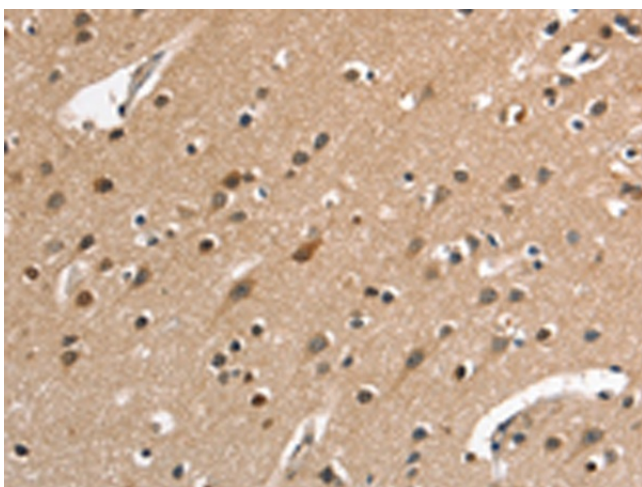
Product images:



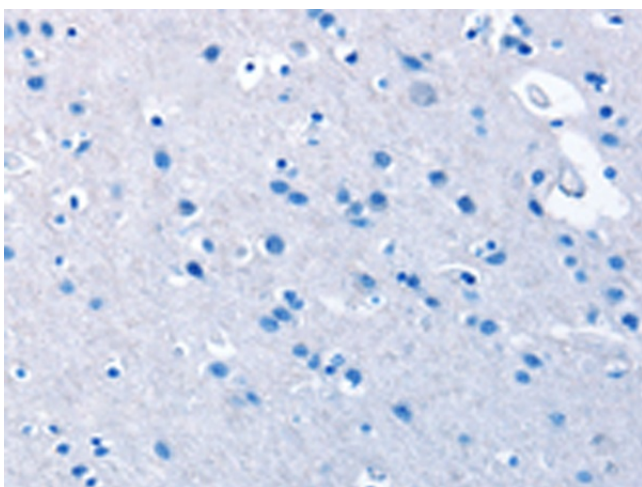
Immunohistochemistry of paraffin-embedded Human gastric cancer tissue using TA350963 (DEFA5 Antibody) at dilution 1/15 (Original magnification: $\times 200$)



Immunohistochemistry of paraffin-embedded Human gastric cancer tissue using TA350963 (DEFA5 Antibody) at dilution 1/15, treated with synthetic peptide. (Original magnification: $\times 200$)



Immunohistochemistry of paraffin-embedded Human brain tissue using TA350963 (DEFA5 Antibody) at dilution 1/15 (Original magnification: ×200)



Immunohistochemistry of paraffin-embedded Human brain tissue using TA350963 (DEFA5 Antibody) at dilution 1/15, treated with synthetic peptide. (Original magnification: ×200)