

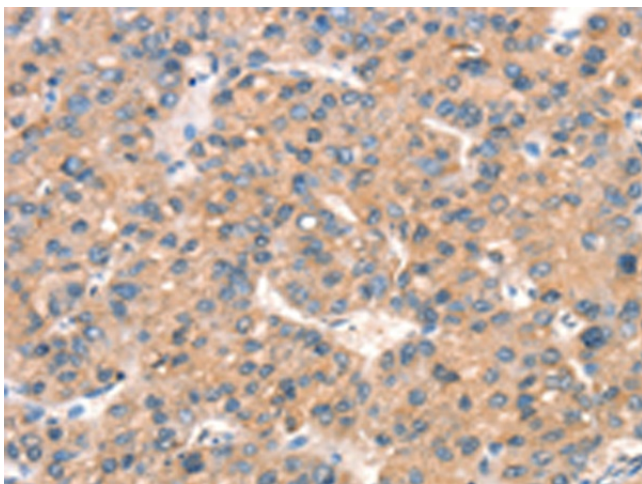
## Product datasheet for **TA350882S**

### ARHGAP4 Rabbit Polyclonal Antibody

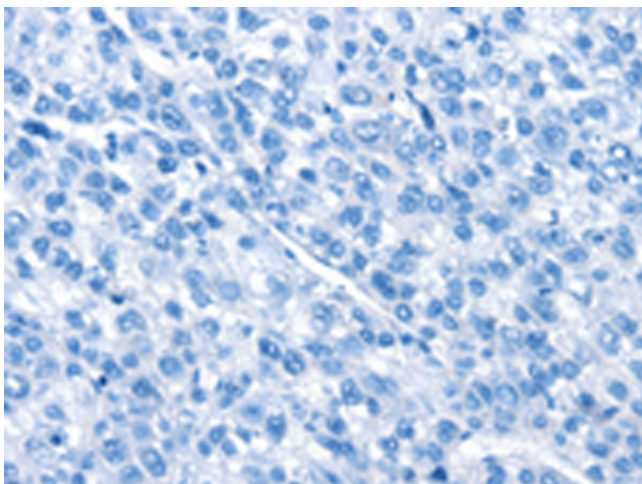
#### Product data:

Product Type:	Primary Antibodies
Applications:	IHC
Recommended Dilution:	IHC: 25-100 Positive control: Human liver cancer Predicted cell location: Cytoplasm
Reactivity:	Human
Host:	Rabbit
Isotype:	IgG
Clonality:	Polyclonal
Immunogen:	Synthetic peptide of human ARHGAP4
Formulation:	pH7.4 PBS, 0.05% NaN <sub>3</sub> , 40% Glycerol
Purification:	Antigen affinity purification
Conjugation:	Unconjugated
Storage:	Store at -20°C as received.
Stability:	Stable for 12 months from date of receipt.
Gene Name:	Rho GTPase activating protein 4
Database Link:	<a href="#">NP_001657</a> <a href="#">Entrez Gene 393 Human</a> <a href="#">P98171</a>
Background:	<p>This gene encodes a member of the rhoGAP family of proteins which play a role in the regulation of small GTP-binding proteins belonging to the RAS superfamily. The protein encoded by the orthologous gene in rat is localized to the Golgi complex and can redistribute to microtubules. The rat protein stimulates the activity of some Rho GTPases in vitro. Genomic deletions of this gene and a neighboring gene have been found in patients with nephrogenic diabetes insipidus. Multiple transcript variants encoding different isoforms have been found for this gene.</p>
Synonyms:	C1; p115; RGC1; RhoGAP4; SrGAP4

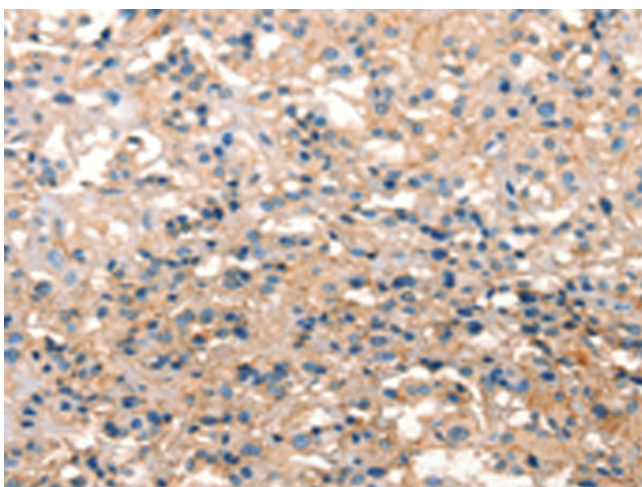
[View online »](#)

**Product images:**

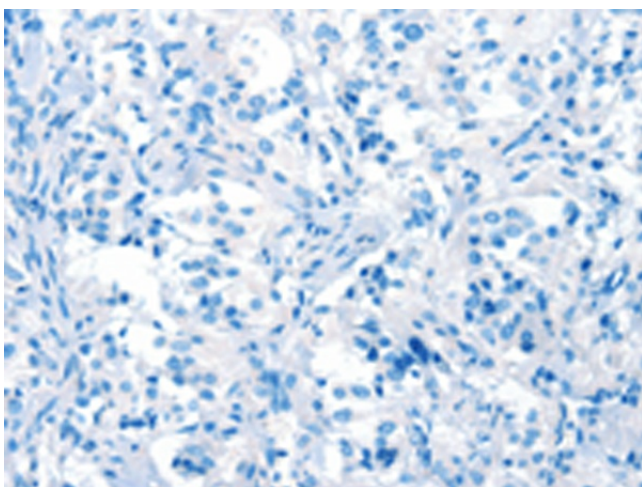
Immunohistochemistry of paraffin-embedded Human liver cancer tissue using [TA350882] (ARHGAP4 Antibody) at dilution 1/25 (Original magnification: ×200)



Immunohistochemistry of paraffin-embedded Human liver cancer tissue using [TA350882] (ARHGAP4 Antibody) at dilution 1/25, treated with synthetic peptide. (Original magnification: ×200)



Immunohistochemistry of paraffin-embedded Human thyroid cancer tissue using [TA350882] (ARHGAP4 Antibody) at dilution 1/25 (Original magnification: ×200)



Immunohistochemistry of paraffin-embedded Human thyroid cancer tissue using [TA350882] (ARHGAP4 Antibody) at dilution 1/25, treated with synthetic peptide. (Original magnification: ×200)