

Product datasheet for **TA350609S**

VPS41 Rabbit Polyclonal Antibody

Product data:

| | |
|-----------------------|---|
| Product Type: | Primary Antibodies |
| Applications: | IHC |
| Recommended Dilution: | IHC: 25-100 Positive control: Human liver cancer Predicted cell location: Cytoplasm |
| Reactivity: | Human, Mouse |
| Host: | Rabbit |
| Isotype: | IgG |
| Clonality: | Polyclonal |
| Immunogen: | Fusion protein of human VPS41 |
| Formulation: | pH7.4 PBS, 0.05% NaN3, 40% GlycerolIn |
| Purification: | Antigen affinity purification |
| Conjugation: | Unconjugated |
| Storage: | Store at -20°C as received. |
| Stability: | Stable for 12 months from date of receipt. |
| Gene Name: | VPS41, HOPS complex subunit |
| Database Link: | NP_542198 Entrez Gene 218035 Mouse Entrez Gene 27072 Human P49754 |

Background: Vesicle mediated protein sorting plays an important role in segregation of intracellular molecules into distinct organelles. Genetic studies in yeast have identified more than 40 vacuolar protein sorting (VPS) genes involved in vesicle transport to vacuoles. This gene encodes the human ortholog of yeast Vps41 protein which is also conserved in Drosophila, tomato, and Arabidopsis. Expression studies in yeast and human indicate that this protein may be involved in the formation and fusion of transport vesicles from the Golgi. Several transcript variants encoding different isoforms have been described for this gene, however, the full-length nature of not all is known.

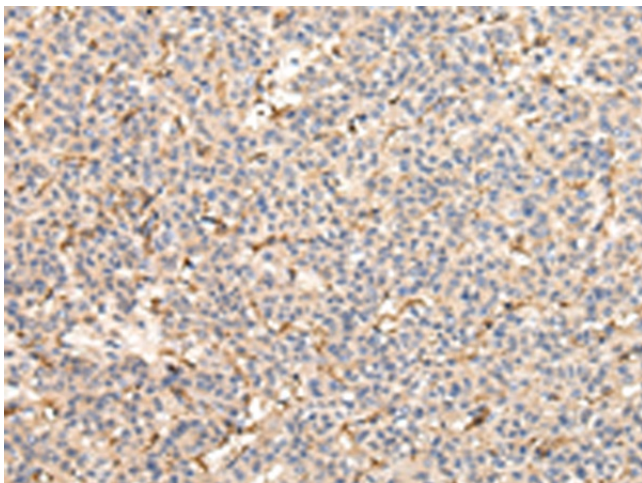
Synonyms: HVPS41; hVps41p; HVSP41



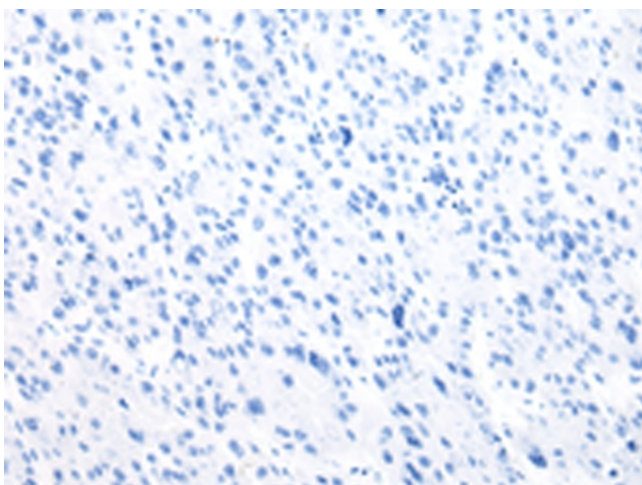
[View online »](#)

Protein Families: Druggable Genome

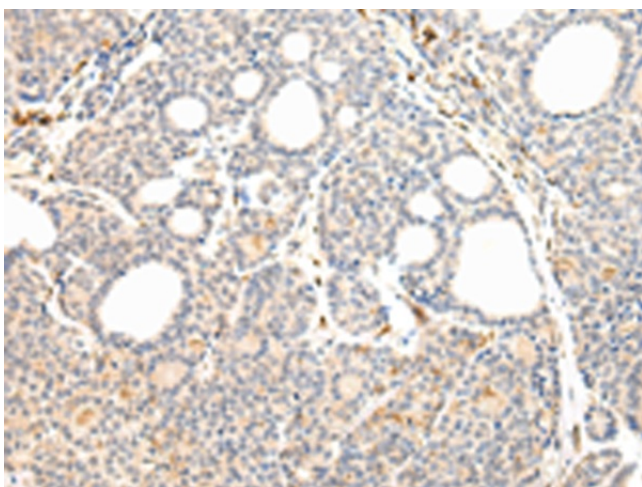
Product images:



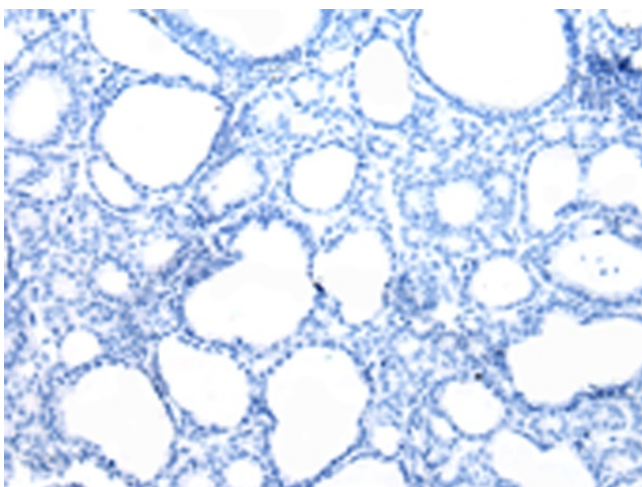
Immunohistochemistry of paraffin-embedded Human liver cancer tissue using [TA350609] (VPS41 Antibody) at dilution 1/25 (Original magnification: $\times 200$)



Immunohistochemistry of paraffin-embedded Human liver cancer tissue using [TA350609] (VPS41 Antibody) at dilution 1/25, treated with fusion protein. (Original magnification: $\times 200$)



Immunohistochemistry of paraffin-embedded Human thyroid cancer tissue using [TA350609] (VPS41 Antibody) at dilution 1/25 (Original magnification: $\times 200$)



Immunohistochemistry of paraffin-embedded Human thyroid cancer tissue using [TA350609] (VPS41 Antibody) at dilution 1/25, treated with fusion protein. (Original magnification: $\times 200$)