

Product datasheet for **TA350408S**

TID1 (DNAJA3) Rabbit Polyclonal Antibody

Product data:

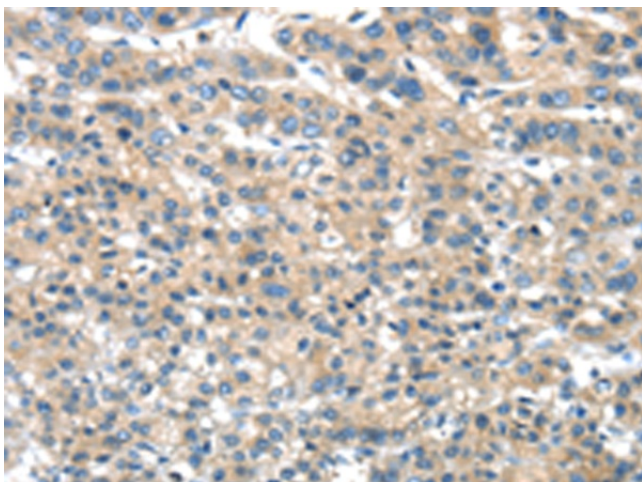
Product Type:	Primary Antibodies
Applications:	IHC
Recommended Dilution:	IHC: 25-100 Positive control: Human liver cancer Predicted cell location: Cytoplasm
Reactivity:	Human, Mouse
Host:	Rabbit
Isotype:	IgG
Clonality:	Polyclonal
Immunogen:	Full length fusion protein
Formulation:	pH7.4 PBS, 0.05% NaN ₃ , 40% GlycerolIn
Purification:	Antigen affinity purification
Conjugation:	Unconjugated
Storage:	Store at -20°C as received.
Stability:	Stable for 12 months from date of receipt.
Gene Name:	Dnaj heat shock protein family (Hsp40) member A3
Database Link:	NP_005138 Entrez Gene 83945 Mouse Entrez Gene 9093 Human Q96EY1

Background: This gene encodes a member of the DNAJ/Hsp40 protein family. DNAJ/Hsp40 proteins stimulate the ATPase activity of Hsp70 chaperones and play critical roles in protein folding, degradation, and multimeric complex assembly. The encoded protein is localized to mitochondria and mediates several cellular processes including proliferation, survival and apoptotic signal transduction. The encoded protein also plays a critical role in tumor suppression through interactions with oncogenic proteins including ErbB2 and the p53 tumor suppressor protein. Alternatively spliced transcript variants encoding multiple isoforms have been observed for this gene.

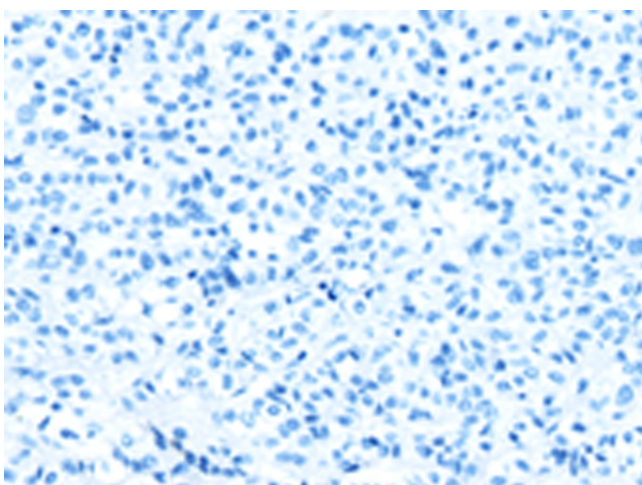
Synonyms: HCA57; hTID-1; TID1



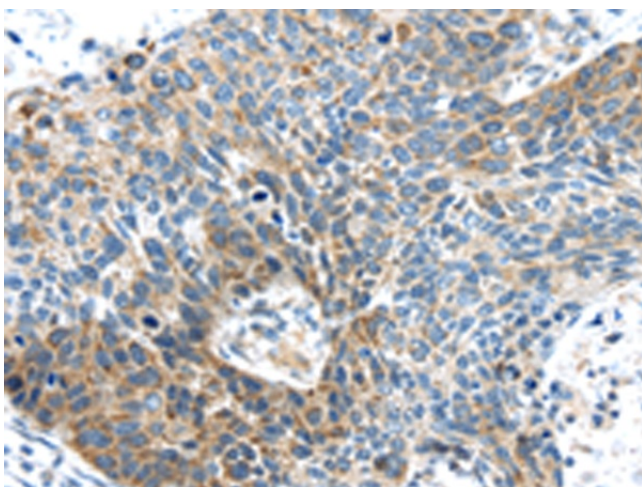
[View online »](#)

Product images:

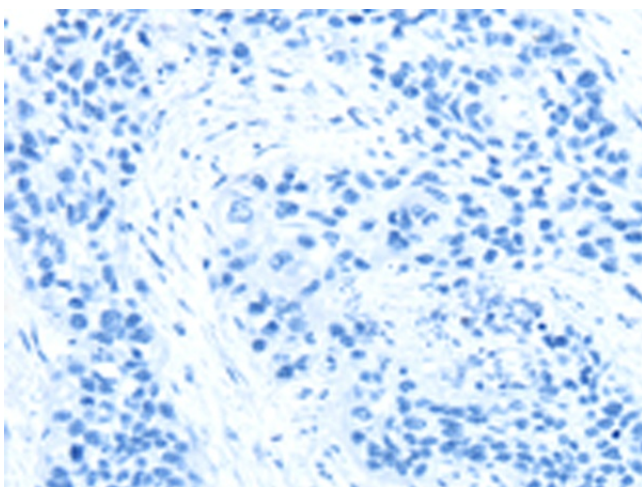
Immunohistochemistry of paraffin-embedded Human liver cancer tissue using [TA350408] (DNAJA3 Antibody) at dilution 1/30 (Original magnification: $\times 200$)



Immunohistochemistry of paraffin-embedded Human liver cancer tissue using [TA350408] (DNAJA3 Antibody) at dilution 1/30, treated with fusion protein. (Original magnification: $\times 200$)



Immunohistochemistry of paraffin-embedded Human esophagus cancer tissue using [TA350408] (DNAJA3 Antibody) at dilution 1/30 (Original magnification: $\times 200$)



Immunohistochemistry of paraffin-embedded Human esophagus cancer tissue using [TA350408] (DNAJA3 Antibody) at dilution 1/30, treated with fusion protein. (Original magnification: $\times 200$)