

Product datasheet for **TA35005S**

GALK1 Rabbit Polyclonal Antibody


Product data:

Product Type:	Primary Antibodies
Applications:	IHC, WB
Recommended Dilution:	WB: 500-2000 WB positive control: Human fetal liver tissue IHC: 50-200 Positive control: Human thyroid cancer Predicted cell location: Cytoplasm
Reactivity:	Human, Mouse
Host:	Rabbit
Isotype:	IgG
Clonality:	Polyclonal
Immunogen:	Fusion protein of human GALK1
Formulation:	pH7.4 PBS, 0.05% NaN ₃ , 40% Glycerol
Purification:	Antigen affinity purification
Conjugation:	Unconjugated
Storage:	Store at -20°C as received.
Stability:	Stable for 12 months from date of receipt.
Predicted Protein Size:	42 kDa
Gene Name:	galactokinase 1
Database Link:	NP_000145 Entrez Gene 14635 Mouse Entrez Gene 2584 Human P51570
Background:	Galactokinase is a major enzyme for the metabolism of galactose and its deficiency causes congenital cataracts during infancy and presenile cataracts in the adult population.
Synonyms:	GALK; GK1; HEL-S-19
Protein Families:	Druggable Genome
Protein Pathways:	Amino sugar and nucleotide sugar metabolism, Galactose metabolism, Metabolic pathways

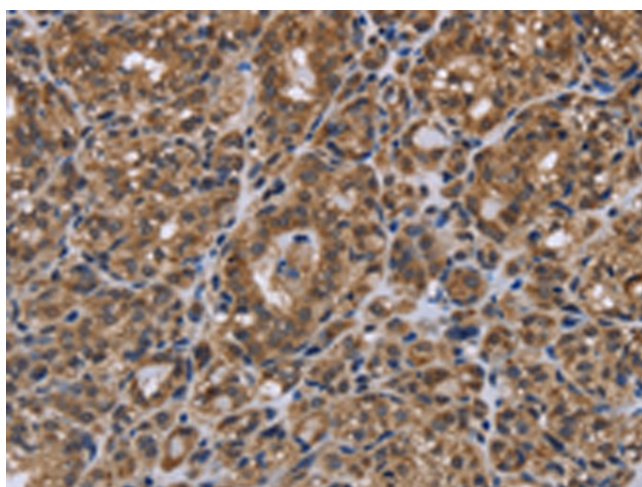


[View online »](#)

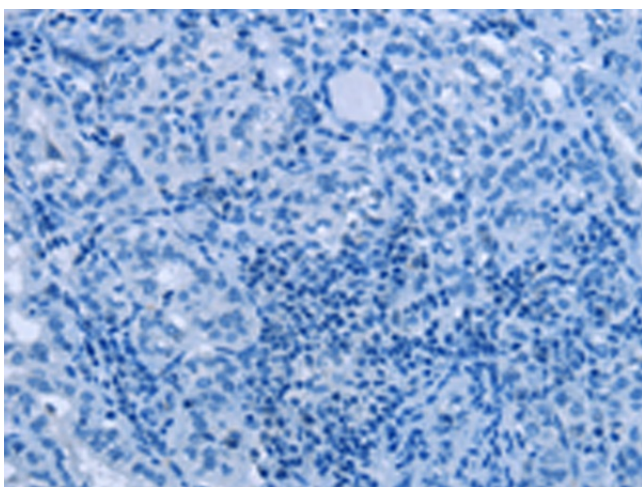
Product images:



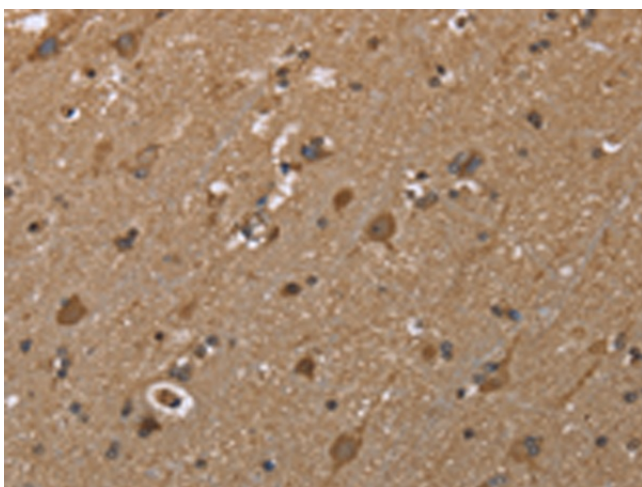
Gel: 8%SDS-PAGE
Lysate: 40 μ g
Lane: Human fetal liver tissue
Primary antibody: [TA350005] (GALK1 Antibody)
at dilution 1/450
Secondary antibody: Goat anti rabbit IgG at
1/8000 dilution
Exposure time: 30 seconds



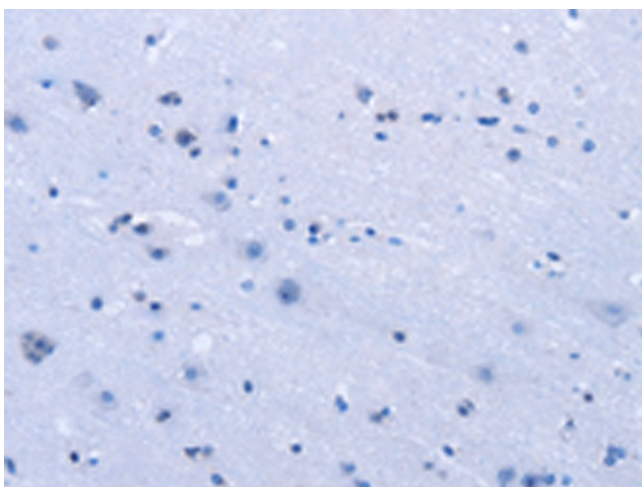
Immunohistochemistry of paraffin-embedded
Human thyroid cancer tissue using [TA350005]
(GALK1 Antibody) at dilution 1/40 (Original
magnification: \times 200)



Immunohistochemistry of paraffin-embedded Human thyroid cancer tissue using [TA350005] (GALK1 Antibody) at dilution 1/40, treated with fusion protein. (Original magnification: $\times 200$)



Immunohistochemistry of paraffin-embedded Human brain tissue using [TA350005] (GALK1 Antibody) at dilution 1/40 (Original magnification: $\times 200$)



Immunohistochemistry of paraffin-embedded Human brain tissue using [TA350005] (GALK1 Antibody) at dilution 1/40, treated with fusion protein. (Original magnification: $\times 200$)