

## Product datasheet for **TA349967S**

### **FASTKD5 Rabbit Polyclonal Antibody**

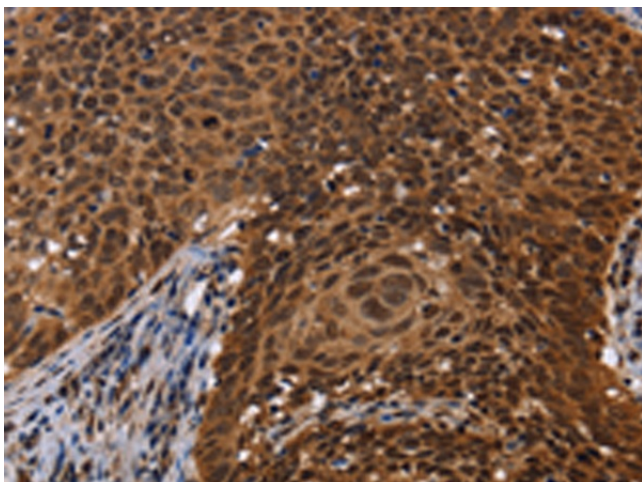
#### **Product data:**

Product Type:	Primary Antibodies
Applications:	IHC
Recommended Dilution:	IHC: 50-200 Positive control: Human cervical cancer Predicted cell location: Nucleus and Cytoplasm
Reactivity:	Human
Host:	Rabbit
Isotype:	IgG
Clonality:	Polyclonal
Immunogen:	Fusion protein of human FASTKD5
Formulation:	pH7.4 PBS, 0.05% NaN <sub>3</sub> , 40% Glycerol
Purification:	Antigen affinity purification
Conjugation:	Unconjugated
Storage:	Store at -20°C as received.
Stability:	Stable for 12 months from date of receipt.
Gene Name:	FAST kinase domains 5
Database Link:	<a href="#">NP_068598</a> <a href="#">Entrez Gene 60493 Human</a> <a href="#">Q7L8L6</a>

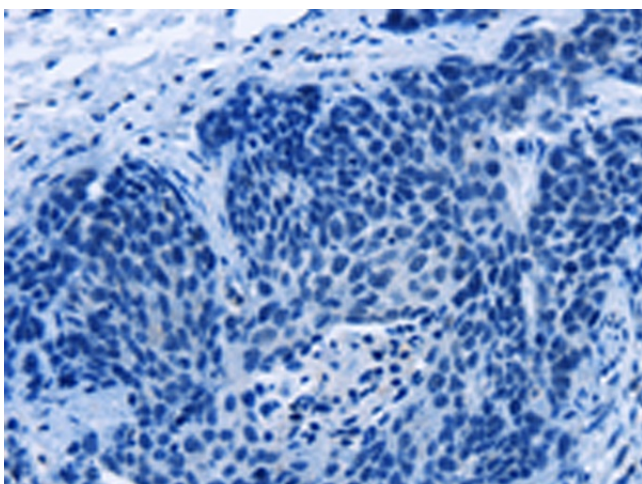
**Background:** Representing about 2% of human DNA, chromosome 20 consists of approximately 63 million bases and 600 genes. Chromosome 20 contains a region with numerous genes expressed in the epididymis which are thought important for seminal production and some viewed as potential targets for male contraception. The PRNP gene encoding the prion protein associated with spongiform encephalopathies, like Creutzfeldt-Jakob disease, is found on chromosome 20. Amyotrophic lateral sclerosis, spinal muscular atrophy, ring chromosome 20 epilepsy syndrome and Alagille syndrome are also associated with chromosome 20.

**Synonyms:** dj1187M17.5

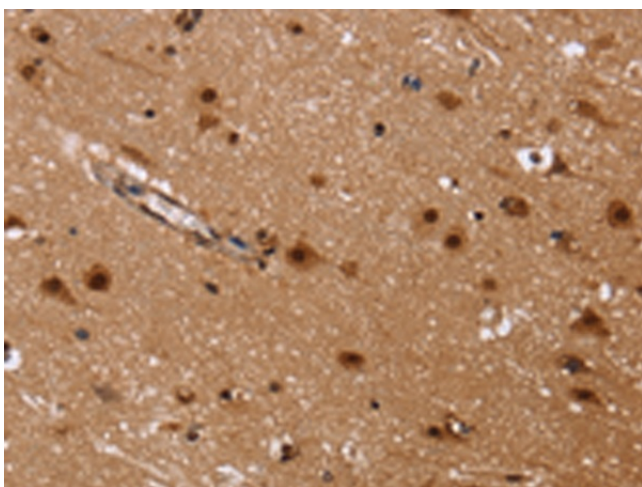
[View online »](#)

**Product images:**


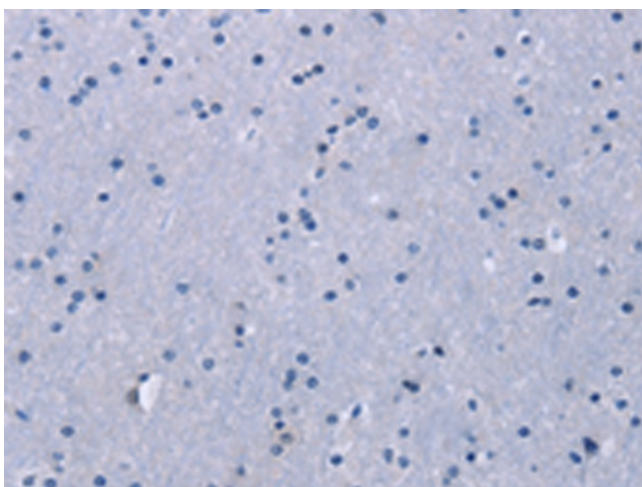
Immunohistochemistry of paraffin-embedded Human cervical cancer tissue using [TA349967] (FASTKD5 Antibody) at dilution 1/40 (Original magnification: ×200)



Immunohistochemistry of paraffin-embedded Human cervical cancer tissue using [TA349967] (FASTKD5 Antibody) at dilution 1/40, treated with fusion protein. (Original magnification: ×200)



Immunohistochemistry of paraffin-embedded Human brain tissue using [TA349967] (FASTKD5 Antibody) at dilution 1/40 (Original magnification: ×200)



Immunohistochemistry of paraffin-embedded Human brain tissue using [TA349967] (FASTKD5 Antibody) at dilution 1/40, treated with fusion protein. (Original magnification: ×200)