

Product datasheet for **TA349954S**

FADS1 Rabbit Polyclonal Antibody

Product data:

Product Type:	Primary Antibodies
Applications:	IHC, WB
Recommended Dilution:	WB: 500-2000 WB positive control: Human fetal brain tissue IHC: 100-300 Positive control: Human colon cancer Predicted cell location: Cytoplasm
Reactivity:	Human, Mouse, Rat
Host:	Rabbit
Isotype:	IgG
Clonality:	Polyclonal
Immunogen:	Fusion protein of human FADS1
Formulation:	pH7.4 PBS, 0.05% NaN ₃ , 40% Glycerol
Purification:	Antigen affinity purification
Conjugation:	Unconjugated
Storage:	Store at -20°C as received.
Stability:	Stable for 12 months from date of receipt.
Predicted Protein Size:	52 kDa
Gene Name:	fatty acid desaturase 1
Database Link:	NP_037534 Entrez Gene 76267 MouseEntrez Gene 84575 RatEntrez Gene 3992 Human O60427



[View online »](#)

Background:

The protein encoded by this gene is a member of the fatty acid desaturase (FADS) gene family. Desaturase enzymes regulate unsaturation of fatty acids through the introduction of double bonds between defined carbons of the fatty acyl chain. FADS family members are considered fusion products composed of an N-terminal cytochrome b5-like domain and a C-terminal multiple membrane-spanning desaturase portion, both of which are characterized by conserved histidine motifs. This gene is clustered with family members FADS1 and FADS2 at 11q12-q13.1; this cluster is thought to have arisen evolutionarily from gene duplication based on its similar exon/intron organization.

Synonyms:

D5D; FADS6; FADSD5; LLCDL1; TU12

Protein Families:

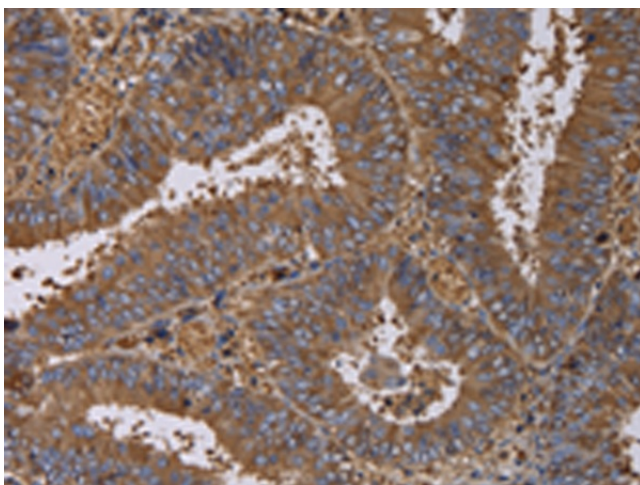
Transcription Factors, Transmembrane

Protein Pathways:

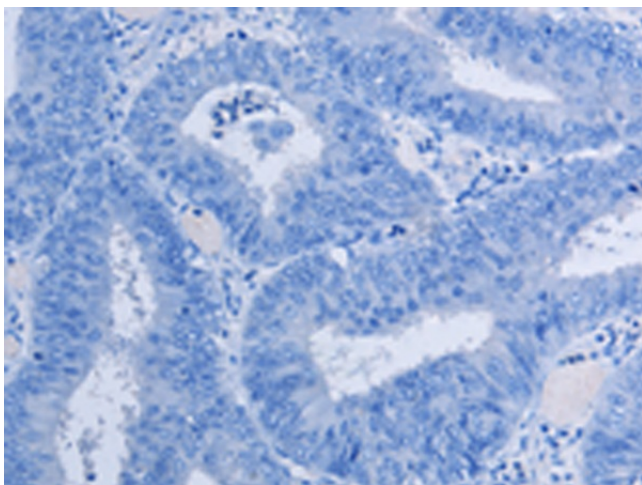
Biosynthesis of unsaturated fatty acids

Product images:

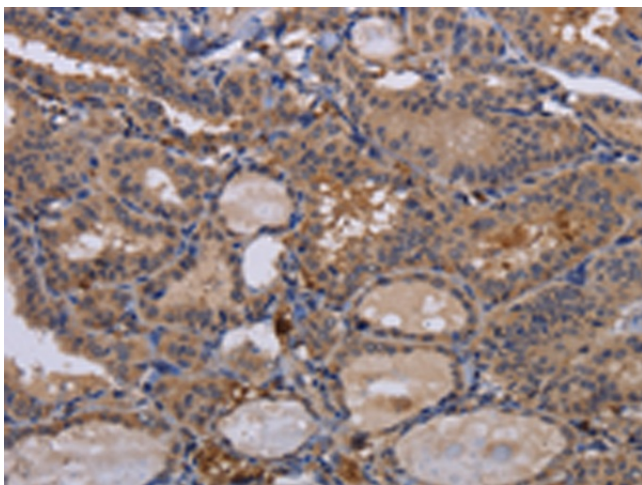
Gel: 8%SDS-PAGE
Lysate: 40 µg
Lane: Human fetal brain tissue
Primary antibody: [TA349954] (FADS1 Antibody) at dilution 1/300
Secondary antibody: Goat anti rabbit IgG at 1/8000 dilution
Exposure time: 10 seconds



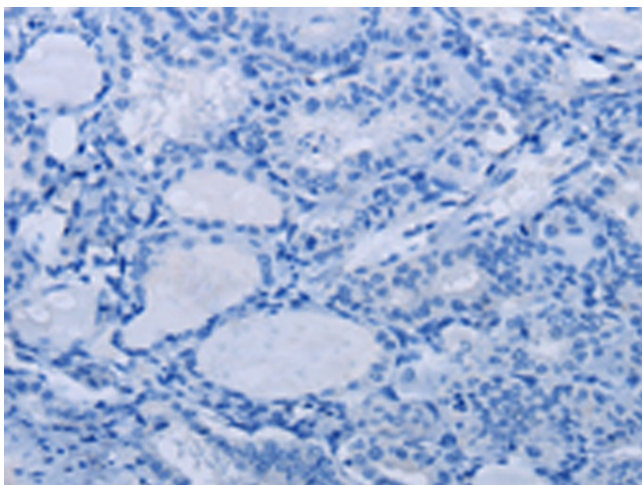
Immunohistochemistry of paraffin-embedded Human colon cancer tissue using [TA349954] (FADS1 Antibody) at dilution 1/60 (Original magnification: ×200)



Immunohistochemistry of paraffin-embedded Human colon cancer tissue using [TA349954] (FADS1 Antibody) at dilution 1/60, treated with fusion protein. (Original magnification: ×200)



Immunohistochemistry of paraffin-embedded Human thyroid cancer tissue using [TA349954] (FADS1 Antibody) at dilution 1/60 (Original magnification: ×200)



Immunohistochemistry of paraffin-embedded Human thyroid cancer tissue using [TA349954] (FADS1 Antibody) at dilution 1/60, treated with fusion protein. (Original magnification: ×200)