

Product datasheet for **TA349928S**

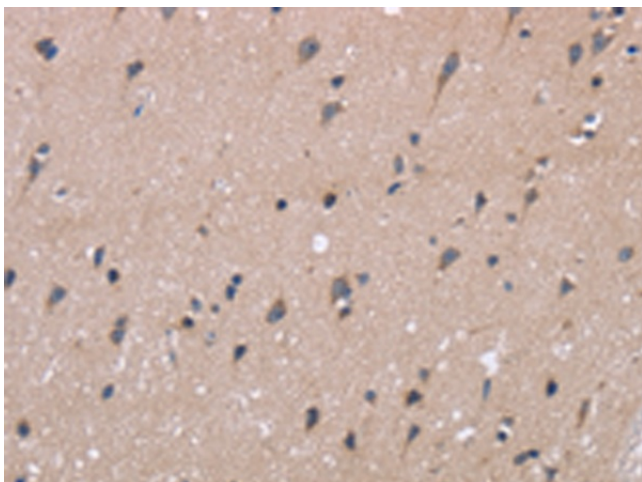
Estrogen induced gene 121 protein (KIAA1324) Rabbit Polyclonal Antibody

Product data:

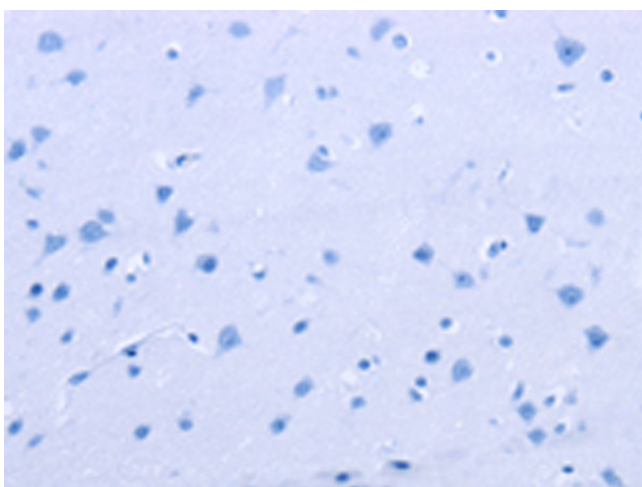
Product Type:	Primary Antibodies
Applications:	IHC
Recommended Dilution:	IHC: 25-100 Positive control: Human brain Predicted cell location: Cytoplasm
Reactivity:	Human, Mouse
Host:	Rabbit
Isotype:	IgG
Clonality:	Polyclonal
Immunogen:	Fusion protein of human KIAA1324
Formulation:	pH7.4 PBS, 0.05% NaN ₃ , 40% Glycerol
Purification:	Antigen affinity purification
Conjugation:	Unconjugated
Storage:	Store at -20°C as received.
Stability:	Stable for 12 months from date of receipt.
Gene Name:	KIAA1324
Database Link:	NP_065826 Entrez Gene 57535 Human Q6UXG2
Background:	Expression of this gene is induced by estrogen and the encoded protein has been characterized as a transmembrane protein. The encoded protein has been found in to correlate with survival in certain carcinomas (PMID: 21102415) and may be important for cellular response to stress (PMID: 21072319). Alternative splicing results in multiple transcript variants.
Synonyms:	EIG121
Protein Families:	Transmembrane



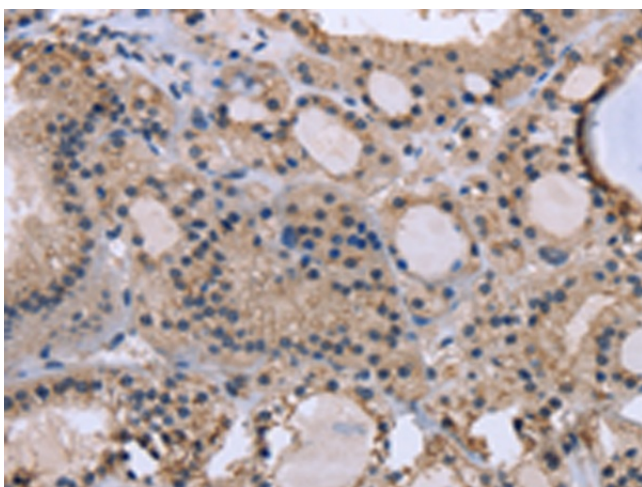
[View online »](#)

Product images:

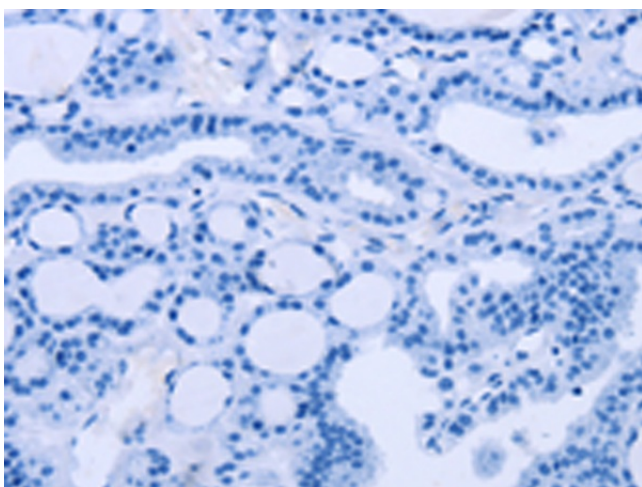
Immunohistochemistry of paraffin-embedded Human brain tissue using [TA349928] (KIAA1324 Antibody) at dilution 1/40 (Original magnification: ×200)



Immunohistochemistry of paraffin-embedded Human brain tissue using [TA349928] (KIAA1324 Antibody) at dilution 1/40, treated with fusion protein. (Original magnification: ×200)



Immunohistochemistry of paraffin-embedded Human thyroid cancer tissue using [TA349928] (KIAA1324 Antibody) at dilution 1/40 (Original magnification: $\times 200$)



Immunohistochemistry of paraffin-embedded Human thyroid cancer tissue using [TA349928] (KIAA1324 Antibody) at dilution 1/40, treated with fusion protein. (Original magnification: $\times 200$)